



Engelberg Global Fund - Class A USD

Fund data for the month ending 30 August 2023



Fund details†

Manager: Momentum Wealth International Limited	Investment manager: Momentum Global Investment Management	Sub-investment manager: Engelberg (Pty) Ltd	Distribution partner: Engelberg (Pty) Ltd
Custodian: Northern Trust (Guernsey) Limited	Income distribution: Accumulating, income received is not distributed	ISIN: GG00BK1MBB20	Initial fee: None
Inception date: 07 August 2019	Investment timeframe: 3 years +	Currency: USD	Minimum subscription: USD 7,500
Valuation point: 11:00pm (Guernsey time) on the relevant Dealing Day	Subscriptions / redemptions: Weekly on a Wednesday	ASISA sector: Fund of funds	Distribution partner fee: None
Benchmark: US CPI +2%	Fund size: USD 25.1 million	Price per share (as at 30 August 2023): USD 0.9978	Financial year-end TER*: 1.73%
Subscriptions cut-off time: The application form to subscribe must be completed and received by the Administrator by no later than 12:00 noon (Guernsey time) on the relevant Dealing Day, with cleared funds to be received by no later than 12:00 noon (Guernsey time) on the relevant Dealing Day.			
Redemptions cut-off time: Written notice to redeem must be received by the Administrator by no later than 12:00 noon (Guernsey time) on the relevant Dealing Day.			

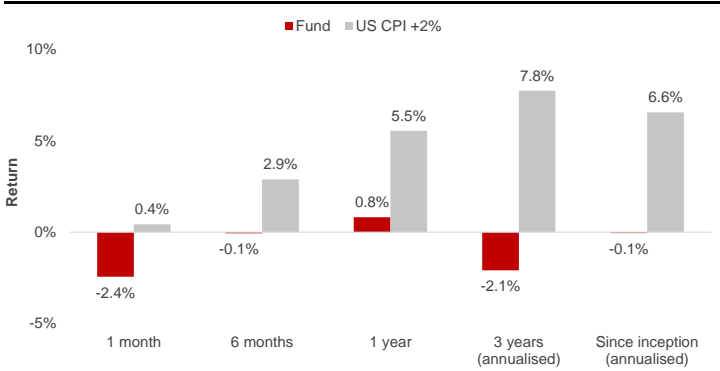
Up to date Fund prices per share are available on www.morningstar.co.za or upon request from the Manager or Administrator.

Investment objective

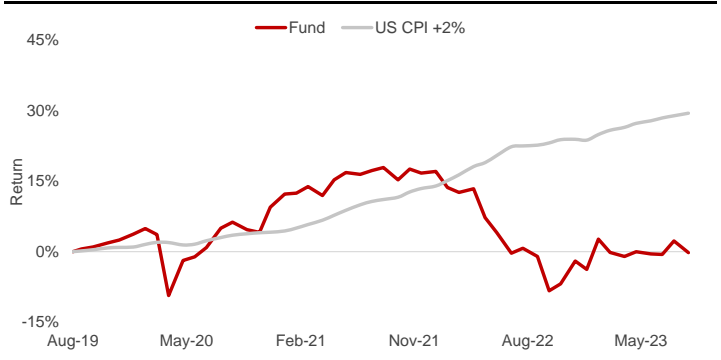
The Fund is designed to offer a balance between capital preservation and capital growth over the full investment cycle. The Fund is ideally suited to investors with a medium risk tolerance and an investment horizon of 3 years or longer.



Fund performance



Cumulative returns



Sources: Morningstar, Momentum Global Investment Management Limited, Northern Trust International Fund Administration Services (Guernsey) Limited. **Past performance is not indicative of future returns.** The Fund performance is calculated on a total return basis, net of all fees and in US dollar terms. NAV to NAV figures have been used for the performance calculations. The performance is calculated for the Fund. The individual investor performance may differ, as a result of various factors, including the actual investment date. Investment performance calculations are available for verification upon request. Annualised returns are period returns re-scaled to a period of 1 year. This allows investors to compare returns of different assets that they have owned for different lengths of time. Actual annual figures are available to investors upon request.

Top holdings

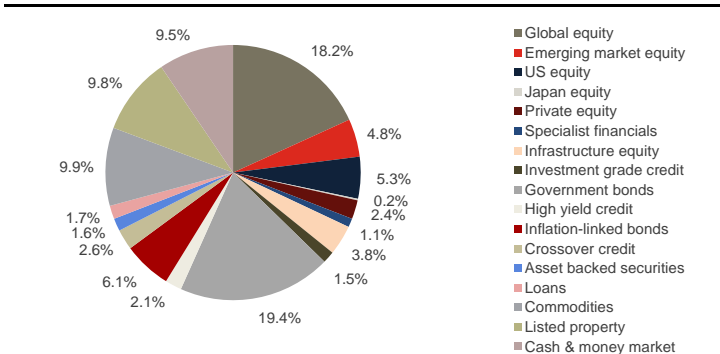
Holdings	Asset type	Weight
¹ iShares \$ Treasury Bond 1-3yr	Fixed Income	12.3%
¹ iShares Developed Real Estate Index	Property	9.8%
¹ Cash	Cash	9.5%
¹ iShares Physical Gold ETC	Commodities	7.2%
¹ iShares \$ TIPS	Fixed Income	6.2%
¹ Robeco Multi-Factor Global Equity	Equity	5.5%
¹ ARK Innovation ETF	Equity	5.0%
² iShares Edge MSCI World Value Factor ETF	Equity	5.0%
¹ iShares JP Morgan EM Local Government Bond	Fixed Income	4.2%
¹ SPDR Bloomberg Barclays China Treasury Bond	Fixed Income	2.9%

¹ Direct holding ² Indirectly held in the Momentum GF Global Equity Fund
Source: Momentum Global Investment Management Limited, Northern Trust International Fund Administration Services (Guernsey) Limited.

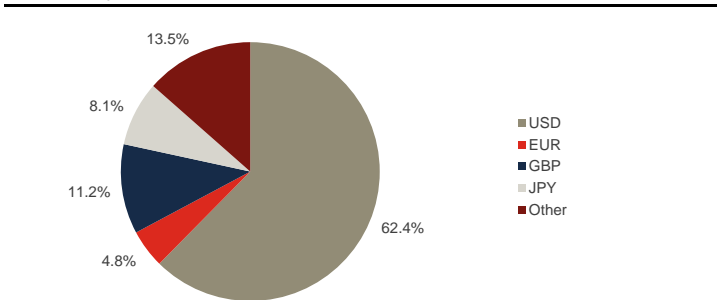
Investment statistics (since inception)

Current month return:	-2.4%
Cumulative return:	-0.2%
Annualised return:	-0.1%
Annualised volatility:	24.2%
Highest annual return:	23.5% (Apr 2020 - Mar 2021)
Lowest annual return:	-20.8% (Nov 2021 - Oct 2022)

Current asset allocation†



Currency allocation



Source: Momentum Global Investment Management Limited, Northern Trust International Fund Administration Services (Guernsey) Limited.

†Please refer to the fund supplement and scheme particulars for a detailed description of fees and fund facts. ‡Current asset allocation figures reflect the strategy classification of the collective investment schemes (or similar schemes) held by the Fund and do not look through to the underlying holdings of such schemes. *The Total Expense Ratios (TERs) are the percentages of the net asset value of the class of the Financial Product incurred as expenses relating to the administration of the Financial Product. A higher TER does not necessarily imply a poor return, nor does a low TER imply a good return. A current TER may not necessarily be an accurate indication of future TERs. The TER to 30.06.23 is based on data for the period from 30.06.22 to 30.06.23 and the financial year-end TER is based on data for the financial year-end to 30.06.23. Cost ratios are calculated using historical actual and/or estimated data and are provided solely as an indication/guide as to the annual expenses/costs that could be incurred. These ratios do not represent any current/actual charges or fees.

■ Market commentary

Equity markets struggled for direction in August, falling sharply initially before a partial recovery reduced losses at the end of the month. Facing uncertainty about the Fed's ability to bring inflation to its target level without triggering a financial accident or recession, markets were buffeted by economic data releases, bad news on the economy generally interpreted as good news for markets as it eases the job of the Fed and brings the policy tightening cycle closer to its end. Early signs of a softening in the economy, given a drop in consumer confidence and rise in unemployment rate were not enough to persuade the Fed Chair Powell to deviate from the 'tighter for longer' narrative stating that he still sees 'significant upside risks to inflation, which would require further tightening of monetary policy'.

The Fed's balancing act is mirrored in the EU and UK, both of which face even bigger challenges, with their economies slowing more markedly and inflation proving stickier. The key German economy is facing a storm: its heavy dependency on Russian gas and a huge manufacturing sector whose biggest trading partner is China are proving to be major structural headwinds. While most central banks across the developed world continue to tighten policy, the reverse is underway in China, where authorities have made small rate cuts, reacting to a sharp slowdown in growth and worrying combination of cyclical and structural headwinds.

Developed markets, measured by the MSCI World index, returned -0.2% over the month, with the US and UK returning 0.1% and -0.4% respectively. Emerging markets returned -2.9% in local terms.

Bond markets returned -0.2% overall in August, as measured by the ICE BofA Global Broad Market index, with US Treasuries and US TIPS returning 0% and -0.2% respectively.

The key to market direction remains the battle to control inflation. The longer policy rates remain at restrictive levels the greater the risk of a financial accident and/or recession. This is a challenging environment for much of the corporate sector, and the uncertainty is likely to be a headwind for equity markets, where the immediate outlook continues to call for caution. Government bonds, however, for the first time in many years, are now firmly in attractive valuation territory, and would be the biggest beneficiaries of a recession or financial mishap. We are increasing exposure to safe-haven government bonds, especially in short maturities given their significant yield pick-up, while remaining patient before adding to risk assets.

Source: Bloomberg Finance LP, Momentum Global Investment Management.

■ Fees applicable to Class A participating shares

Management and administration fee:		Investment management fee:		Sub-investment management fee:	Other applicable fees:
NAV of Fund	Fee per annum	NAV of Fund	Fee per annum	0.75% per annum (maximum)	Custody fees:
Up to USD 30m	0.30%	Up to USD 30m	1.00%	<i>paid out of the investment management fee</i>	Up to USD 30m 0.05%
From USD 30m to USD 60m	0.25%	Over USD 30m	0.975%		From USD 30m to USD 60m 0.04%
Over USD 60m	0.20%	<i>subject to a minimum of USD 50,000 per annum</i>			From USD 60m to USD 100m 0.03%
<i>subject to a minimum of USD 22,000 per annum</i>		Performance fees are not applicable to this Fund			Over USD 100m 0.02%
					<i>subject to a minimum of USD 8,000 per annum.</i>
					<i>(Custodian fee per transaction: USD 25)</i>
					Distribution fees: 0.00%
					Directors' fees: USD 10,000 per annum

■ Risk warnings and important notes

Collective investments are generally medium to long-term investments. The value of units may go down as well as up and past performance is not necessarily a guide to the future. Collective investments are traded at ruling prices. Commission and incentives may be paid and, if so, would be included in the overall costs. All performance is calculated on a total return basis, after deduction of all fees and commissions and in US dollar terms. Forward pricing is used.

The Fund invests in other collective investments, which levy their own charges. This could result in a higher fee structure for the Fund.

Fluctuations in the value of the underlying funds, the income from them and changes in interest rates mean that the value of the Fund and any income arising from it may fall, as well as rise, and is not guaranteed.

Deductions of charges and expenses mean that you may not get back the amount you invested.

The fees charged within the Fund and by the managers of the underlying funds are not guaranteed and may change in the future.

Higher risk investments may be subject to sudden and larger falls in value in comparison to other investments. Higher risk investments include, but are not limited to, investments in smaller companies, even in developed markets, investments in emerging markets or single country debt or equity funds and investments in high yield or non-investment grade debt.

Notwithstanding ongoing monitoring of the underlying funds within the Fund, there can be no assurance that the performance of the funds will achieve their stated objectives.

The Fund will contain shares or units in underlying funds that invest internationally. The value of an investor's investment and the income arising from it will therefore be subject to exchange rate fluctuations.

Foreign securities may have additional material risks, depending on the specific risks affecting that country, such as: potential constraints on liquidity and the repatriation of funds; macroeconomic risks; political risks; foreign exchange risks; tax risks; settlement risks; and potential limitations on the availability of market information.

The Fund may contain shares or units in underlying funds that do not permit dealing every day. Investments in such funds will only be realisable on their dealing days. It is not possible to assess the proper market price of these investments other than on the fund's dealing days.

No borrowing will be undertaken by the Fund except for the purpose of meeting short term liquidity requirements. Borrowings will not exceed 10% of the net asset value of the Fund. For such purpose, the securities of the Fund may be pledged. No scrip borrowing will be allowed. The Cell is not permitted to enter into any form of borrowing or loan arrangement with other cells of the Company nor other collective investment schemes of the Manager.

While derivative instruments may be used for hedging purposes, the risk remains that the relevant instrument may not necessarily fully correlate to the investments in the Fund and accordingly not fully reflect changes in the value of the investment, giving rise to potential net losses.

Forward contracts are neither traded on exchanges nor standardised. Principals dealing in these markets are also not required to make markets in the currencies they trade, with the result that these markets may experience periods of illiquidity. Banks and dealers will normally act as principals and usually each transaction is negotiated on an individual basis.

The Manager has the right to close the Fund to new investors, in order to manage it more efficiently, in accordance with its mandate.

Investment in the Fund may not be suitable for all investors. Investors should obtain advice from their financial adviser before proceeding with an investment.

Investors are reminded that any forecasts and/or commentary included in this MDD are not guaranteed to occur, and merely reflect the interpretation of the public information and propriety research available to the Investment Manager at a particular point in time.

This report should be read in conjunction with the prospectus of Momentum Mutual Fund ICC Limited and the supplement, in which all the current fees and fund facts are disclosed. Copies of these scheme particulars, including the Prospectus, Fund Supplement, and the annual accounts of the Scheme, which provide additional information, are available, free of charge, upon request from Momentum Wealth International Limited, La Plaiderie House, La Plaiderie, St Peter Port, Guernsey, GY1 1WF, Telephone 0044 1481 735480, or from our website www.momentum.co.gg. A schedule of similarities and differences is also available to South African investors and can be found on our website www.momentum.co.gg.

This report should not be construed as an investment advertisement, or investment advice or guidance or proposal or recommendation in any form whatsoever, whether relating to the Fund or its underlying investments. It is for information purposes only and has been prepared and is made available for the benefit of the investors in the Fund.

While all care has been taken by the Investment Manager in the preparation of the information contained in this report, neither the Manager nor Investment Manager make any representations or give any warranties as to the correctness, accuracy or completeness of the information, nor does either the Manager or Investment Manager assume liability or responsibility for any losses arising from errors or omissions in the information.

Momentum Mutual Fund ICC Limited is an incorporated cell company governed by the provisions of the Companies (Guernsey) Law 2008 as amended. Prior to its incorporation as an incorporated cell company on 19 January 2007, it was registered as a protected cell company on 20 February 2006. It is authorised, as an open-ended collective investment scheme of Class B by the Guernsey Financial Services Commission under the Protection of Investors (Bailiwick of Guernsey) Law 2020. In giving this authorisation the Guernsey Financial Services Commission do not vouch for the financial soundness of Momentum Mutual Fund ICC Limited or for the correctness of any of the statements made or opinions expressed with regard to it.

Engelberg Global Fund IC Limited is a registered incorporated cell of Momentum Mutual Fund ICC Limited, with registered number 66191.

Momentum Wealth International Limited (MWIL) is the Fund Manager, licensed by the Guernsey Financial Services Commission, with its registered office at La Plaiderie House, La Plaiderie, St Peter Port, Guernsey, GY1 1WF. MWIL is an authorised financial services provider in terms of the Financial Advisory and Intermediary Services Act No. 37 of 2002 in South Africa. Momentum Wealth International Limited is a full member of the Association for Savings and Investments SA (ASISA).

Momentum Collective Investments (RF) (Pty) Ltd a South African company Registration No. 1987/004287/07, with its registered office at 268 West Avenue, Centurion, 0157, South Africa, has been appointed by the Manager as the Representative Office for the fund. Share call number 0860 111 899 Telephone +27 (0) 12 675 3002 Facsimile +27 (0) 12 675 3889.

Momentum Collective Investments (RF) (Pty) Ltd is an authorised manager of collective investment schemes in terms of the Collective Investment Schemes Control Act, No 45 of 2002.

Northern Trust International Fund Administration Services (Guernsey) Limited is the Fund Administrator, licensed by the Guernsey Financial Services Commission, with its registered office at PO Box 255, Trafalgar Court, Les Banques, St Peter Port, Guernsey, GY1 3QL.

Momentum Global Investment Management Limited (MGIM) is the appointed Investment Manager of the fund and is authorised and regulated by the UK Financial Conduct Authority, with its registered address at The Rex Building, 62 Queen Street, London EC4R 1EB. MGIM is exempt from the requirements of section 7(1) of the Financial Advisory and Intermediary Services Act 37 of 2002 (FAIS) in South Africa, in terms of the FSCA FAIS Notice 141 of 2021 (published 15 December 2021). For complaints relating to MGIM's financial services, please contact DistributionServices@momentum.co.uk.

Engelberg (Pty) Ltd, a South African registered company, is the appointed Sub-Investment Manager and Distribution Partner of the fund, with its registered office at Ground Floor Block 1, Waterfront Terraces, Carl Cronje Drive, Tygerwaterfront, Bellville, Western Cape, South Africa, 7530. Telephone +27 (0)21 914 8701; Fax +27 (0)86 732 1209.

Northern Trust (Guernsey) Limited is the Custodian, licensed by the Guernsey Financial Services Commission, with its registered office at PO Box 71, Trafalgar Court, Les Banques, St Peter Port, Guernsey, GY1 3DA.

Momentum Wealth International Limited retains full legal responsibility for the Fund.

Momentum Wealth International Limited does not provide any guarantee, either with respect to the capital or the return of the Fund.

This report may not be circulated or copied where it may constitute an infringement of any local laws or regulations. This report is for the sole use of the intended recipient and may not be reproduced or circulated without the prior written approval of the Manager.