

Momentum Global Managed Fund IC Limited

**Annual Report and Audited Financial Statements
for the year ended 30 June 2023**

Momentum Global Managed Fund IC Limited**Annual Report and Audited Financial Statements for the year ended 30 June 2023**

Contents	Page
General Information	3
Investment Manager's Report	4
Directors' Report	6
Independent Auditor's Report	8
Custodian's Report	11
Supplementary Information	12
Portfolio Statement	13
Statement of Financial Position	15
Statement of Comprehensive Income	16
Statement of Cash Flows	17
Statement of Changes in Net Assets Attributable to Holders of Participating Redeemable Shares	18
Notes to the Financial Statements	19

Momentum Global Managed Fund IC Limited

Annual Report and Audited Financial Statements for the year ended 30 June 2023

General Information

Address and Registered Office

PO Box 255
Trafalgar Court, Les Banques
St Peter Port, Guernsey
GY1 3QL
Channel Islands

Directors of the Incorporated Cell

Robert Alastair Rhodes
Roxanne Power
Marie Curutchet
Ferdinand van Heerden
Ray Mhere – appointed 25 May 2023
Kapil Joshi – resigned 25 May 2023

Investment Manager

Momentum Global Investment Management Limited
The Rex Building
62 Queen Street
London
EC4R 1EB
United Kingdom

Administrator, Registrar & Secretary

Northern Trust International Fund Administration
Services (Guernsey) Limited
PO Box 255
Trafalgar Court
Les Banques
St Peter Port, Guernsey
GY1 3QL
Channel Islands

Distribution Partner

Momentum Wealth International Limited
La Plaiderie House
La Plaiderie
St Peter Port, Guernsey
GY1 1WF
Channel Islands

Class D Distribution Partner

Momentum Consult (Pty) Limited
268 West Avenue
Centurion
0157
South Africa

Manager

Momentum Wealth International Limited
La Plaiderie House
La Plaiderie
St Peter Port, Guernsey
GY1 1WF
Channel Islands

Legal Advisor

Carey Olsen
Carey House
Les Banques
St Peter Port, Guernsey
GY1 4BZ
Channel Islands

Custodian

Northern Trust (Guernsey) Limited
PO Box 71
Trafalgar Court
Les Banques
St Peter Port, Guernsey
GY1 3DA
Channel Islands

Independent Auditor

Ernst & Young LLP
PO Box 9
Royal Chambers
St Julian's Avenue
St Peter Port, Guernsey
GY1 4AF
Channel Islands

Momentum Global Managed Fund IC Limited

Annual Report and Audited Financial Statements for the year ended 30 June 2023

Investment Manager's Report

Equity markets rallied during the second quarter as inflation eased, the United States Federal Reserve (the “Fed”) paused rate hikes, the banking sector stabilised and technology stocks rebounded strongly.

Developed markets generated strong performance whilst emerging markets lagged, particularly China. Japan was the strongest performing region in local currency terms (up 14%) due to ongoing expectations of corporate governance reforms and structural shifts in the economy, combined with a weakening currency. The US was the next top performer (up 9%) with the majority of these gains coming from just seven mega-cap technology stocks which disproportionately benefitted from the hype around artificial intelligence (“AI”). Other factors driving positive returns in the region were the Fed’s pause in June following ten consecutive interest rate hikes, and better than expected GDP growth.

Most sectors posted positive gains over the quarter but technology (14%) and consumer discretionary (10%) led the way. Utilities and energy (both down -1%) were the worst performing sectors and small-caps lagged large-caps, which is unsurprising given the dominant performance of mega-cap technology.

Although Latin America posted strong positive gains during the period (14%), emerging market returns were muted (MSCI Emerging Markets Index up just 1% in dollar terms) because China is a large constituent and the region underperformed significantly (-10%). Key factors were the tensions between the US and China and fading optimism regarding China’s recovery following the initial post-lockdown boom.

Global government bonds underperformed during the second quarter (-2%). With the exception of the Bank of Japan, all major central banks continued to raise interest rates in the fight to tame inflation. The Bank of England had to act aggressively, raising rates by 50bps as inflation is proving to be particularly sticky in the UK. The Fed decided to pause in June, raising hopes of a soft landing, however, additional hikes are still expected.

Global high yield outperformed global investment grade as near-term recessionary fears abated and corporate balance sheets proved resilient for the most part.

Equities were the key driver behind the fund’s returns in the second quarter. It has been difficult for our active managers to add value, however, given the index is currently skewed towards a small number of stocks within a single sector and with increasingly rich valuations. In order to overweight these mega-cap technology stocks, our managers would need to be heavily concentrated in one sector, which comes with significant risk. Additionally, the strong performance of these stocks meant that after a strong start to the year, value tilted managers lagged and this had a knock on effect in the portfolio.

Within emerging market equities, our dedicated China manager, Bin Yuan, generated negative performance. The region suffered from the aforementioned headwinds and the fund is underweight in both technology stocks – which benefitted from the hype around AI – and state-owned-enterprises which have benefited from bearish sentiment.

Our underweight allocation to fixed income was positive, however manager selection detracted. In particular, the Ashmore Emerging Markets High Yield Debt Fund suffered due to negative sentiment towards China where the fund is overweight. Concerns around the distressed debt portion of the portfolio in the current macro climate weighed on performance, however the portfolio is cheap today in our view and hence there is significant upside potential.

Real assets performance did little to move the dial overall during the period and the fund’s underlying property and infrastructure managers delivered mixed performance relative to their respective benchmarks.

Momentum Global Managed Fund IC Limited

Annual Report and Audited Financial Statements for the year ended 30 June 2023

Investment Manager's Report (continued)

Over the 12 months, Share Class A has returned 5.1%, thanks to strong returns from global equities. Positioning within fixed income benefitted performance, in particular the fund's underweight to duration and overweight allocation to asset-backed securities, via the TwentyFour Income Fund. The key detractor was manager selection within equity: our core equity blend underperformed the MSCI World Index by 1.6%, while the share price performance of our private equity managers was also weak.

Latest changes in the fund include adding to duration as we are seeing more value in fixed income on a long term view. Note that the portfolio remains slightly underweight as we are not yet bullish on the asset class and anticipate headwinds in the short term.

Post year end we also added a small position in the Round Hill Music Royalties investment trust (1%) because we have a positive long-term view of the strategy, which has experienced short term headwinds, such as concerns around the music streaming industry in the current market environment. However, the industry continues to see strong growth and this investment adds a differentiated return stream to the other assets in the portfolio.

Momentum Global Managed Fund IC Limited

Annual Report and Audited Financial Statements for the year ended 30 June 2023

Directors' Report

The Directors present their annual report together with the audited financial statements of Momentum Global Managed Fund IC Limited (the "Incorporated Cell" or "Cell") for the year ended 30 June 2023.

Principal activities

The Cell with company number 47780 is a Guernsey registered, Limited Liability Incorporated Cell of Momentum Mutual Fund ICC Limited (the "Company"). The activities and objectives of the Cell can be found in note 1 on page 19.

Going concern

The Directors have made an assessment of going concern including consideration of geo-political issues on the Cell. Refer to note 2 for the detailed disclosure.

Directors

The Directors of the Cell during the year and at the date of this report are set out on page 3.

Directors' interests

None of the Directors who held office during the year and at the date of this report had any disclosable interests in the shares of the Incorporated Cell.

Directors' responsibilities

The Directors are responsible for preparing the financial statements for each financial year, which give a true and fair view, in accordance with applicable Guernsey law and International Financial Reporting Standards, of the state of affairs of the Incorporated Cell and of the profit or loss for that period. In preparing these financial statements, the Directors are required to:

- select suitable accounting policies and then apply them consistently;
- make judgements and estimates that are reasonable and prudent;
- state whether applicable accounting standards have been followed, subject to any material departures disclosed and explained in the financial statements; and
- prepare the financial statements on the going concern basis, unless it is inappropriate to presume that the Incorporated Cell will continue in business.

The Directors confirm that they have complied with the above requirements in preparing the financial statements.

The Directors are responsible for keeping proper accounting records which disclose with reasonable accuracy at any time the financial position of the Incorporated Cell and enable them to ensure that the financial statements comply with The Companies (Guernsey) Law, 2008 and The Protection of Investors (Bailiwick of Guernsey) Law, 2020. They are also responsible for safeguarding the assets of the Incorporated Cell and hence, for taking reasonable steps for the prevention and detection of fraud and other irregularities.

So far as each Director is aware, there is no relevant audit information of which the Incorporated Cell's auditor is unaware and each Director has taken all the steps they ought to have as a Director to make themselves aware of any relevant audit information and to establish that the Incorporated Cell's auditor is aware of that information.

The Board of Directors confirms that, throughout the period covered by the financial statements, the Cell complied with the Code of Corporate Governance issued by the Guernsey Financial Services Commission, to the extent it was applicable based upon its legal and operating structure and its nature, scale and complexity.


The annual report together with the audited financial statements of the Incorporated Cell are published on the Manager's website. The Manager is responsible for the maintenance and integrity of the website; the work carried out by the auditor does not involve consideration of these matters and, accordingly, the auditor accepts no responsibility for any changes that may occur to the financial statements after they are initially presented on the website. The Directors appreciate there is uncertainty regarding legal requirements of information published on the internet as it is accessible in many countries and legislation in Guernsey governing the preparation and dissemination of financial statements may differ from legislation in other jurisdictions.

Momentum Global Managed Fund IC Limited**Annual Report and Audited Financial Statements for the year ended 30 June 2023****Directors' report (continued)****Independent auditors**

Ernst & Young LLP have indicated their willingness to continue in office. The reappointment of Ernst & Young LLP will be proposed within the next written resolution to deal with annual business.

**Marie Curutchet****Director**

6 October 2023

**Robert Rhodes****Director**

Momentum Global Managed Fund IC Limited

Annual Report and Audited Financial Statements for the year ended 30 June 2023

Independent Auditor's Report to the Members of Momentum Global Managed Fund IC Limited

Opinion

We have audited the financial statements of Momentum Global Managed Fund IC Limited (the “Incorporated Cell”) for the year ended 30 June 2023 which comprise the Statement of Financial Position, the Statement of Comprehensive Income, the Statement of Cash Flows, the Statement of Changes in Net Assets Attributable to Holders of Participating Redeemable Shares, and the related notes 1 to 17, including a summary of significant accounting policies. The financial reporting framework that has been applied in their preparation is applicable law and International Financial Reporting Standards.

In our opinion, the financial statements:

- give a true and fair view of the state of the Incorporated Cell’s affairs as at 30 June 2023 and of its profit for the year then ended;
- have been properly prepared in accordance with International Financial Reporting Standards; and
- have been properly prepared in accordance with the requirements of The Companies (Guernsey) Law, 2008 and The Protection of Investors (Bailiwick of Guernsey) Law, 2020.

Basis for opinion

We conducted our audit in accordance with International Standards on Auditing (UK) (ISAs (UK)) and applicable law. Our responsibilities under those standards are further described in the Auditor’s responsibilities for the audit of the financial statements section of our report. We are independent of the Incorporated Cell in accordance with the ethical requirements that are relevant to our audit of the financial statements, including the UK FRC’s Ethical Standard, and we have fulfilled our other ethical responsibilities in accordance with these requirements.

We believe that the audit evidence we have obtained is sufficient and appropriate to provide a basis for our opinion.

Conclusions relating to going concern

In auditing the financial statements, we have concluded that the directors’ use of the going concern basis of accounting in the preparation of the financial statements is appropriate.

Based on the work we have performed, we have not identified any material uncertainties relating to events or conditions that, individually or collectively, may cast significant doubt on the Incorporated Cell’s ability to continue as a going concern for the period to 31 December 2024.

Our responsibilities and the responsibilities of the directors with respect to going concern are described in the relevant sections of this report. However, because not all future events or conditions can be predicted, this statement is not a guarantee as to the Incorporated Cell’s ability to continue as a going concern.

Other information

The other information comprises the information included in the annual report other than the financial statements and our auditor’s report thereon. The directors are responsible for the other information contained within the annual report.

Our opinion on the financial statements does not cover the other information and, except to the extent otherwise explicitly stated in this report, we do not express any form of assurance conclusion thereon.

Momentum Global Managed Fund IC Limited

Annual Report and Audited Financial Statements for the year ended 30 June 2023

Independent Auditor's Report to the Members of Momentum Global Managed Fund IC Limited (continued)

Other information (continued)

Our responsibility is to read the other information and, in doing so, consider whether the other information is materially inconsistent with the financial statements or our knowledge obtained in the course of the audit or otherwise appears to be materially misstated. If we identify such material inconsistencies or apparent material misstatements, we are required to determine whether this gives rise to a material misstatement in the financial statements themselves. If, based on the work we have performed, we conclude that there is a material misstatement of the other information, we are required to report that fact.

We have nothing to report in this regard.

Matters on which we are required to report by exception

We have nothing to report in respect of the following matters in relation to which The Companies (Guernsey) Law, 2008 requires us to report to you if, in our opinion:

- proper accounting records have not been kept by the Incorporated Cell; or
- the financial statements are not in agreement with the Incorporated Cell's accounting records and returns; or
- we have not received all the information and explanations we require for our audit.

Responsibilities of directors

As explained more fully in the directors' responsibilities statement set out on page 6, the directors are responsible for the preparation of the financial statements and for being satisfied that they give a true and fair view, and for such internal control as the directors determine is necessary to enable the preparation of financial statements that are free from material misstatement, whether due to fraud or error.

In preparing the financial statements, the directors are responsible for assessing the Incorporated Cell's ability to continue as a going concern, disclosing, as applicable, matters related to going concern and using the going concern basis of accounting unless the directors either intend to liquidate the Incorporated Cell or to cease operations, or have no realistic alternative but to do so.

Auditor's responsibilities for the audit of the financial statements

Our objectives are to obtain reasonable assurance about whether the financial statements as a whole are free from material misstatement, whether due to fraud or error, and to issue an auditor's report that includes our opinion. Reasonable assurance is a high level of assurance but is not a guarantee that an audit conducted in accordance with ISAs (UK) will always detect a material misstatement when it exists. Misstatements can arise from fraud or error and are considered material if, individually or in the aggregate, they could reasonably be expected to influence the economic decisions of users taken on the basis of these financial statements.

Explanation as to what extent the audit was considered capable of detecting irregularities, including fraud

Irregularities, including fraud, are instances of non-compliance with laws and regulations. We design procedures in line with our responsibilities, outlined above, to detect irregularities, including fraud. The risk of not detecting a material misstatement due to fraud is higher than the risk of not detecting one resulting from error, as fraud may involve deliberate concealment by, for example, forgery or intentional misrepresentations, or through collusion. The extent to which our procedures are capable of detecting irregularities, including fraud is detailed below. However, the primary responsibility for the prevention and detection of fraud rests with both those charged with governance of the entity and management.

Momentum Global Managed Fund IC Limited

Annual Report and Audited Financial Statements for the year ended 30 June 2023

Independent Auditor's Report to the Members of Momentum Global Managed Fund IC Limited (continued)

Auditor's responsibilities for the audit of the financial statements (continued)

Explanation as to what extent the audit was considered capable of detecting irregularities, including fraud (continued)

- We obtained an understanding of the legal and regulatory frameworks that are applicable to the Incorporated Cell and determined that the most significant are those that relate to the reporting framework (International Financial Reporting Standards, The Companies (Guernsey) Law, 2008 and the Protection of Investors (Bailiwick of Guernsey) Law, 2020);
- We understood how the Incorporated Cell is complying with those frameworks by making enquiries of management and those responsible for compliance matters and corroborated this by reviewing minutes of meetings of the Board of Directors and correspondence between the Incorporated Cell and the Guernsey Financial Services Commission. We gained an understanding of the Board's approach to governance, demonstrated by its review of compliance reports, the investment manager's reports and internal control processes;
- We assessed the susceptibility of the Incorporated Cell's financial statements to material misstatement, including how fraud might occur by considering the risk of management override and by identifying the valuation of investments (specifically manual price overrides) and the recognition of dividend income at year-end (cut-off) as fraud risks. We considered the controls the Incorporated Cell has established to address the risk identified by the directors or that otherwise seek to prevent, detect or deter fraud and how management and those charged with governance monitor those controls. We also considered the existence of any stakeholder influences which may cause management to seek to manipulate the financial performance and did not note any;
- Based on this understanding we designed our audit procedures to identify non-compliance with such laws and regulations. Our procedures involved the review of minutes of meetings of the Board of Directors; review of compliance reports; review of correspondence with the Guernsey Financial Services Commission; making inquiries of those charged with governance; and performance of journal entry testing based on our risk assessment and understanding of the business, with a focus on non-standard journals and those relating to areas with an identified associated fraud risk, as described above.

A further description of our responsibilities for the audit of the financial statements is located on the Financial Reporting Council's website at <https://www.frc.org.uk/auditorsresponsibilities>. This description forms part of our auditor's report.

Use of our report

This report is made solely to the Incorporated Cell's members, as a body, in accordance with Section 262 of The Companies (Guernsey) Law 2008 and Paragraph 4.2(4) of the Authorised Collective Investment Schemes (Class B) Rules and Guidance, 2021. Our audit work has been undertaken so that we might state to the Incorporated Cell's members those matters we are required to state to them in an auditor's report and for no other purpose. To the fullest extent permitted by law, we do not accept or assume responsibility to anyone other than the Incorporated Cell and the Incorporated Cell's members as a body, for our audit work, for this report, or for the opinions we have formed.

DocuSigned by:




4753914588A54C3...

Ernst & Young LLP
Guernsey, Channel Islands

Date: 11 October 2023

Momentum Global Managed Fund IC Limited**Annual Report and Audited Financial Statements for the year ended 30 June 2023****Custodian's Report to the Members of Momentum Global Managed Fund IC Limited**

In our opinion, the Cell has, in all material aspects, been managed for the year ended 30 June 2023 in accordance with the provisions of the Principal Documents, Scheme Particulars and The Authorised Collective Investment Schemes (Class B) Rules and Guidance, 2021.

Handwritten signature of Jeremiah Brown in black ink.

For and on behalf of
Northern Trust (Guernsey) Limited

6 October 2023

Momentum Global Managed Fund IC Limited

Annual Report and Audited Financial Statements for the year ended 30 June 2023

Supplementary Information

	30.06.23	30.06.22
1. NUMBER OF SHARES OUTSTANDING		
Class A	10,991,075	11,059,169
Class B	23,342,168	25,889,829
Class C	7,084,822	7,673,292
Class D	2,417,876	-
2. NET ASSET VALUE PER SHARE - USD		
Class A	1.80	1.71
Class B	1.79	1.68
Class C	6.35	5.99
Class D	1.11	-
3. HIGHEST/LOWEST PRICE - USD*		
Class A	1.84 / 1.560	2.09 / 1.70
Class B	1.81 / 1.53	2.05 / 1.67
Class C	6.46 / 5.47	7.32 / 5.97
Class D	1.13 / 0.96	-
4. NUMBER OF SHARES SUBSCRIBED		
Class A	2,132,745	2,384,382
Class B	100,029	1,728,451
Class C	310,824	135,202
Class D	2,473,211	-
5. NUMBER OF SHARES REDEEMED		
Class A	2,200,839	606,071
Class B	2,647,690	1,863,107
Class C	899,294	1,406,411
Class D	55,335	-

*The highest/lowest price is based on prices from prior year end to current year end, being 30.06.2023.

Momentum Global Managed Fund IC Limited

Annual Report and Audited Financial Statements for the year ended 30 June 2023

Portfolio Statement

	Holdings	Fair Value USD	% of Net Assets
Financial assets at fair value through profit or loss			
Government Bonds: 7.86% (2022: 5.86%)			
United States Treasury Inflation Indexed Bonds 0.125% 15/01/2030	2,350,000	2,487,033	2.28
United States Treasury Inflation Indexed Bonds 0.625% 15/02/2043	5,628,000	6,099,088	5.58
Total Government Bonds		8,586,121	7.86
Collective Investment Schemes: 84.89% (2022: 83.46%)			
Commodities Funds			
iShares Gold Producers UCITS ETF	90,000	1,185,750	1.08
iShares Physical Gold ETF	80,490	3,004,692	2.75
Total Commodities Funds		4,190,442	3.83
Equity Funds			
Bin Yuan Greater China Fund	22,870	3,100,897	2.84
Fidelity Funds - Emerging Markets Fund	364,998	5,204,878	4.76
iShares Emerging Markets Index Fund	182,259	2,704,354	2.47
Maple Brown Abbott Global Infrastructure Fund	1,970,014	3,132,125	2.87
Momentum GF Global Equity Fund Class M	247,848	45,066,218	41.23
Morant Wright Fuji Yield Fund	340,843	4,938,327	4.52
Schroder Recovery Fund - Z Accumulating	1,230,538	2,077,582	1.90
TB Wise Investment Funds - Evenlode Income	242,502	1,236,428	1.13
Total Equity Funds		67,460,809	61.72
Fixed Income Funds			
Ashmore SICAV Emerging Markets Asian High Yield Debt Fund	20,886	984,559	0.90
AXA IM Fixed Income Investment Strategies - US Short Duration High Yield	8,126	1,753,076	1.61
BlackRock Fixed Income Dublin Funds - Euro Credit Bond Index Fund	7,782	172,435	0.16
BlackRock Fixed Income Dublin Funds - US Corporate Bond Index Fund	130,847	2,222,435	2.03
Institutional Cash Series - Institutional US Dollar Ultra Short Bond Fund	14,472	1,640,368	1.50
iShares JP Morgan \$ Emerging Markets Bond UCITS ETF	2,497	212,969	0.19
Jupiter Global Emerging Markets Short Duration Bond	23,201	2,587,157	2.37
Momentum Global Funds - Momentum GF Global Fixed Income Fund	51,177	6,588,571	6.03
Muzinich Funds - Enhanced Yield Short-Term Fund	14,202	2,751,808	2.52
SPDR Bloomberg China Treasury Bond UCITS ETF	79,000	2,223,645	2.03
Total Fixed Income Funds		21,137,023	19.34
Total Collective Investment Schemes		92,788,274	84.89

Momentum Global Managed Fund IC Limited

Annual Report and Audited Financial Statements for the year ended 30 June 2023

Portfolio Statement (continued)

	Holdings	Fair Value USD	% of Net Assets
Property and Infrastructure Investment Trusts and ETFs: 7.3% (2022: 10.15%)			
Cordiant Digital Infrastructure Limited	434,640	469,693	0.43
Digital 9 Infrastructure Fund	450,000	350,130	0.32
Gore Street Energy Storage Fund	713,200	850,510	0.78
iShares Developed Markets Property Yield ETF USD Dist	52,500	1,144,500	1.05
Merian Chrysalis Investment Company Limited	650,000	566,895	0.52
Schroder UK Public Private Trust	1,300,000	207,421	0.19
Sequoia Economic Infrastructure Income Fund	2,919,729	2,850,814	2.61
TwentyFour Income Fund	1,200,000	1,542,860	1.40
Property and Infrastructure Investment Trusts and ETFs		7,982,823	7.30
Financial assets at fair value through profit or loss		109,357,218	100.05
Other Net Liabilities: 0.05% (2022: Net Assets 0.53%)		(53,422)	(0.05)
Net Assets Attributable to Holders of Participating Redeemable Shares		109,303,796	100.00

Momentum Global Managed Fund IC Limited

Annual Report and Audited Financial Statements for the year ended 30 June 2023

Statement of Financial Position


	Notes	Year ended 30.06.23 USD	Year ended 30.06.22 USD
ASSETS			
CURRENT ASSETS			
Financial assets at fair value through profit or loss	6	109,357,218	107,635,968
Cash and cash equivalents	7	1,119,978	39,072
Due on issue of participating redeemable shares	3	25,381	-
Securities sold receivable	3	850,508	995,849
Dividend receivable	3	24,652	11,725
Interest income receivable	3	18,654	11,291
Deposit income receivable	3	1,286	-
Other receivables	9	797	723
Total assets		111,398,474	108,694,628
LIABILITIES			
CURRENT LIABILITIES			
Due on redemption of participating redeemable shares	3	523,701	1,929
Securities purchased payable	3	1,100,000	3,807
Fair value of derivative financial instruments	8	399,251	405,925
Other payables	10	71,724	77,726
Liabilities (excluding net assets attributable to holders of participating redeemable shares)		2,094,676	489,387
Net assets attributable to holders of participating redeemable shares	3 & 12	109,303,796	108,205,239
Total liabilities		111,398,472	108,694,626
SHAREHOLDERS' EQUITY			
Management shares	11	2	2
Total equity		2	2
Total equity and liabilities		111,398,474	108,694,628
Net asset value per participating redeemable share			
Class A	12	1.80	1.71
Class B		1.79	1.68
Class C		6.35	5.99
Class D		1.11	-

The notes 1 to 17 on pages 19 to 35 form part of these financial statements.

These financial statements were authorised for issue by the Board of Directors on 6 October 2023 and signed on its behalf by:



Marie Curutchet
Director



Robert Rhodes
Director

Momentum Global Managed Fund IC Limited

Annual Report and Audited Financial Statements for the year ended 30 June 2023

Statement of Comprehensive Income

		Year ended 30.06.23	Year ended 30.06.22
	Notes	USD	USD
INCOME			
Net realised (losses)/gains on financial assets at fair value through profit or loss	6	(254,769)	2,035,750
Change in unrealised gains/(losses) on financial assets at fair value through profit or loss	6	7,343,880	(21,223,419)
Net gains/(losses) on financial assets at fair value through profit or loss		7,089,111	(19,187,669)
Interest income		50,707	43,599
Deposit income/(loss)		7,855	(266)
Dividend income		858,110	635,454
Net losses on forward derivative contracts		(952,929)	(1,978,327)
Other foreign exchange gains		126,879	78,070
Other income		4,387	11,292
Total net income/(loss)		7,184,120	(20,397,847)
OPERATING EXPENSES			
Audit fee		(10,152)	(8,887)
Custodian fee	14	(36,806)	(52,115)
Distribution Partner's fee	14	3,718	(20,453)
Investment Management fee	14	(361,603)	(426,501)
Management and Administration fee	14	(243,834)	(288,324)
Finance cost		-	(266)
Sundry expenses		(8,905)	(11,351)
Total operating expenses		(657,582)	(807,897)
Net profit/(loss) for the year		6,526,538	(21,205,744)
Increase/(decrease) in net assets attributable to holders of participating redeemable shares from operations		6,526,538	(21,205,744)

All items in the above statement derive from continuing operations. There is no difference between the increase/(decrease) in net assets attributable to holders of participating redeemable shares and comprehensive income.

The notes 1 to 17 on pages 19 to 35 form part of these financial statements.

Momentum Global Managed Fund IC Limited

Annual Report and Audited Financial Statements for the year ended 30 June 2023

Statement of Cash Flows

	Year ended 30.06.23 USD	Year ended 30.06.22 USD
CASH FLOW FROM OPERATING ACTIVITIES		
Increase/(decrease) in net assets attributable to holders of participating redeemable shares from operations	6,526,538	(21,205,744)
ADJUSTMENT FOR:		
Net realised losses/(gains) on financial assets at fair value through profit or loss	254,769	(2,035,750)
Change in unrealised (gains)/losses on financial assets at fair value through profit or loss	(7,343,880)	21,223,419
Net losses on forward derivative contracts	952,929	1,978,327
Effects of foreign exchange rate on cash	(4,699)	(92,208)
Dividend income	(858,110)	(635,454)
Deposit (income)/loss	(7,855)	266
Interest income	(50,707)	(43,599)
Operating loss before working capital changes	(531,015)	(810,743)
Net increase in other receivables	(74)	(107)
Net decrease in other payables	(6,002)	(22,187)
Purchase of financial assets at fair value through profit or loss	(20,426,390)	(47,568,161)
Sale of financial assets at fair value through profit or loss	27,035,785	52,599,527
Net settlement of forward derivative contracts	(959,603)	(1,740,692)
Interest income received	43,344	43,599
Deposit income received/(paid)	6,569	(266)
Dividend received	845,183	620,335
Net cash generated from operating activities	6,007,797	3,121,305
CASH FLOW FROM FINANCING ACTIVITIES		
Cash received from issuance of participating redeemable shares	8,203,256	9,115,974
Cash paid on redemptions of participating redeemable shares	(13,134,846)	(14,636,863)
Net cash generated used in financing activities	(4,931,590)	(5,520,889)
Net increase/(decrease) in cash and cash equivalents	1,076,207	(2,399,584)
Cash and cash equivalents at the beginning of the year	39,072	2,346,448
Effect of foreign exchange rate on cash	4,699	92,208
Cash and cash equivalents at the end of the year	1,119,978	39,072

The notes 1 to 17 on pages 19 to 35 form part of these financial statements.

Momentum Global Managed Fund IC Limited

Annual Report and Audited Financial Statements for the year ended 30 June 2023

Statement of Changes in Net Assets Attributable to Holders of Participating Redeemable Shares

		Year ended 30.06.23	Year ended 30.06.22
	Notes	<u>USD</u>	<u>USD</u>
Net assets attributable to holders of participating redeemable shares at the beginning of the year		108,205,239	134,881,041
Proceeds from issuance of participating redeemable shares		8,228,637	9,111,816
Payments on redemption of participating redeemable shares		(13,656,618)	(14,581,874)
Increase/(decrease) in net assets attributable to holders of participating redeemable shares from operations		<u>6,526,538</u>	<u>(21,205,744)</u>
Net assets attributable to holders of participating redeemable shares at the end of the year	12	<u>109,303,796</u>	<u>108,205,239</u>

The notes 1 to 17 on pages 19 to 35 form part of these financial statements.

Momentum Global Managed Fund IC Limited

Annual Report and Audited Financial Statements for the year ended 30 June 2023

Notes to the Financial Statements

1. General information

The Momentum Global Managed Fund IC Limited (the "Incorporated Cell" or "Cell") with company number 47780, is a Guernsey registered, Limited Liability Incorporated Cell of Momentum Mutual Fund ICC Limited (the "Company").

The Cell's investment activities are managed by Momentum Wealth International Limited (the "Manager"), with the investment management delegated to Momentum Global Investment Management Limited (the "Investment Manager").

The Cell aims to operate with a balance between capital preservation and appreciation. A significant proportion of the portfolio will be held in the base currency and will invest into a wide range of asset classes including equities, alternative strategies and property. As such, some degree of volatility is to be expected and Cell is aimed at investors with a medium risk tolerance.

The Cell intends to achieve its investment objective by investing globally, primarily via other Collective Investment Schemes, in a wide range of asset classes including cash, bonds, property, alternative strategies and equities. The Cell is suitable for investors with a time horizon of over 5 years. The Cell may invest in the units of Collective Investment Schemes which are also managed by the Manager or an associate of the Manager.

Under The Offshore Funds (Tax) Regulations 2009, the Incorporated Cell received approval from the HMRC as a reporting fund with effect from 1 July 2022, with respect to its Class A shares.

No amendments were made to the Supplemental Prospectus of the Incorporated Cell during the year.

The financial statements were authorised for issue by the Board of Directors on 6 October 2023.

2. Summary of significant accounting policies

The principal accounting policies detailed below have been consistently applied in the preparation of the financial statements.

2.1 Basis of preparation

The financial statements for the Incorporated Cell have been prepared on a going concern basis, in accordance with International Financial Reporting Standards ("IFRS"). The financial statements have been prepared under the historical cost convention, as modified by the revaluation of financial assets and financial liabilities at fair value through profit or loss (including derivative financial instruments).

The preparation of financial statements in conformity with IFRS requires the use of certain critical accounting estimates, which are disclosed in note 4 of these Incorporated Cell's financial statements. It also requires the Board of Directors to exercise its judgement in the process of applying the Incorporated Cell's accounting policies.

Going concern

The Directors have made an assessment of going concern.

At the time of approving the financial statements, the Board has assessed redemption levels and there have been no significant redemptions. The Board has also considered the liquid nature of the investment portfolio, the absence of any borrowings or commitments and the economic viability of the Cell which is driven by its net asset value.

After careful consideration, the Board are satisfied that the Cell has sufficient liquidity to meet its liabilities for the period to 31 December 2024 and therefore it is appropriate to adopt the going concern basis in preparing the financial statements and they have a reasonable expectation that the Cell will continue in existence as a going concern.

Momentum Global Managed Fund IC Limited

Annual Report and Audited Financial Statements for the year ended 30 June 2023

Notes to the Financial Statements

2. Summary of significant accounting policies (continued)

2.2 Adoption of new and revised standards

The Directors have adopted a policy of applying new standards and interpretations when they become effective.

Standards, amendments and interpretations effective during the year

The following accounting standards, amendments and interpretations became effective for the first time in this reporting period:

Periods beginning on or after 1 January 2022:

(a) IFRS 9 – Fees in the ‘10 per cent’ Test for Derecognition of Financial Liabilities – Amendment to clarify the fees a company includes when assessing whether the terms of a new or modified financial liability are substantially different from the terms of the original financial liability.

The adoption of this standard has not had a material impact on the financial statements of the Incorporated Cell.

(b) IFRS 3 – Updating a Reference to the Conceptual Framework – Amendments updated IFRS 3 by replacing a reference to an old version of the Boards Conceptual Framework for Financial Reporting with a reference to the latest version.

The adoption of this standard has not had a material impact on the financial statements of the Incorporated Cell.

Standards, amendments and interpretations in issue not yet effective

A number of new standards, amendments and interpretations are effective for annual periods beginning on or after 1 January 2023 and have not been early adopted in preparing these financial statements. These include:

(a) IAS 1 - Definition of Accounting Estimates (Amendments to IAS 8) – Effective from 1 January 2023 – Amendments regarding classification of liabilities and disclosure of accounting policies.

(b) IAS 1 - Disclosure Initiative – Accounting Policies – Effective from 1 January 2023 Amendments to help entities apply materiality judgements to accounting policy disclosure.

The Board anticipates that the adoption of these standards, which will be adopted in the period which they become effective, will not have a material impact on the financial statements of the Cell.

2.3 Foreign currency translation

(a) Functional and presentation currency

The currency in which the financial information is shown in the financial statements of the Incorporated Cell is deemed to be its functional and presentational currency. In arriving at the functional currency, the Directors have considered the primary economic environment of the Incorporated Cell, and in doing so have considered the currency in which the original capital was raised, any distributions are to be made, performance is evaluated and ultimately, the currency in which capital would be returned on break up basis. They have also considered the currency to which the majority of the underlying investments are exposed and liquidity is managed. The Directors are of the opinion that the currency selected best represent the functional currency.

(b) Transactions and balances

Foreign currency transactions are translated into the functional currency using the exchange rates prevailing at the dates of the transactions. Foreign exchange gains and losses resulting from the settlement of such transactions and from the translation at year end exchange rates of monetary assets and liabilities denominated in foreign currencies are recognised in the Statement of Comprehensive Income. Translation differences on non-monetary financial assets and liabilities such as equities at fair value through profit or loss are recognised in the Statement of Comprehensive Income within the fair value net gain or loss.

Momentum Global Managed Fund IC Limited

Annual Report and Audited Financial Statements for the year ended 30 June 2023

Notes to the Financial Statements

2. Summary of significant accounting policies (continued)

2.4 Financial assets and financial liabilities at fair value through profit or loss

(a) Classification

The Incorporated Cell classifies its investments in Collective Investment Schemes, equities, and related derivatives as financial assets or financial liabilities at fair value through profit or loss. These financial assets and financial liabilities are classified by the Board of Directors at fair value through profit or loss at inception. The Incorporated Cell does not classify any derivatives as hedges in a hedging relationship. Financial assets and financial liabilities are designated at fair value through profit or loss at inception, are managed, and their performance evaluated on a fair value basis in accordance with the Incorporated Cell's documented investment strategy. The Incorporated Cell's policies are for the Investment Manager and the Board of Directors to evaluate the information about these financial assets on a fair value basis together with other related financial information.

(b) Recognition/derecognition

Regular-way purchases and sales of investments are recognised on the trade date of the underlying security, so long as the underlying transaction has been confirmed by the relevant counterparty as at the Statement of Financial Position date. Investments are derecognised when the rights to receive cash flows from the investments have expired or the Incorporated Cell has transferred substantially all risks and rewards of ownership.

(c) Measurement

Financial assets and financial liabilities at fair value through profit or loss are initially recognised at fair value. Transaction costs are expensed in the Statement of Comprehensive Income of the Incorporated Cell. Subsequent to initial recognition, all financial assets and financial liabilities at fair value through profit or loss are measured at fair value. Gains and losses arising from changes in the fair value of the 'financial assets or financial liabilities at fair value through profit or loss' category are presented in the Statement of Comprehensive Income in the period in which they arise.

(d) Fair value estimation

Fair value is the price that would be received to sell an asset or paid to transfer a liability in an orderly transaction between market participants at the measurement date. The fair value of financial assets and liabilities traded in active markets (such as publicly traded derivatives and trading securities) are based on quoted market prices at the close of trading on the reporting date. The Incorporated Cell adopted to utilise the last traded market price for both financial assets and financial liabilities where the last traded price falls within the bid-ask spread. In circumstances where the last traded price is not within the bid-ask spread, management will determine the point within the bid-ask spread that is most representative of fair value. As a practical expedient to establish fair value within the bid-ask spread, management will use mid-market pricing. The market price used for assets which are not traded in active markets are those as supplied by their fund administrators.

2.5 Offsetting financial instruments

Financial assets and liabilities are offset and the net amount reported in the Statement of Financial Position when there is a legally enforceable right to offset the recognised amounts and there is an intention to settle on a net basis, or realise the asset and settle the liability simultaneously.

Momentum Global Managed Fund IC Limited

Annual Report and Audited Financial Statements for the year ended 30 June 2023

Notes to the Financial Statements

2. Summary of significant accounting policies (continued)

2.6 Forward currency contracts

Forward foreign currency contracts are treated as derivative contracts and as such are recognised at fair value on the date on which they are entered into and subsequently remeasured at their fair value. Fair value is determined by rates in active currency markets. All derivatives are carried as assets when fair value is positive and as liabilities when fair value is negative. The gain or loss on remeasurement to fair value is recognised immediately through profit or loss in the Statement of Comprehensive Income within other losses and gains in the period in which they arise.

2.7 Cash and cash equivalents

Cash and cash equivalents include cash in hand, demand deposits and other short-term highly liquid investments with original maturities of three months or less and bank overdrafts.

2.8 Other financial instruments

For other financial instruments, including amounts due to and from brokers and all receivables and payables, the carrying amounts as shown in the Statement of Financial Position approximate to fair value due to the short-term nature of these financial instruments.

2.9 Share capital

The Incorporated Cell has an authorised share capital of 100 management shares of USD1.00 each and an unlimited number of no par value participating redeemable shares.

(a) Management shares

Management shares were issued to comply with Guernsey Company Law, prior to its revision in 2008, under which there had to be a class of non-redeemable shares in issue in order that participating redeemable shares may be issued. The management shares are beneficially owned by the Manager, do not carry any right to dividends, are only entitled to vote at shareholder meetings where there are no participating redeemable shares in issue within the Incorporated Cell and are only entitled to return of capital on the winding up of the Incorporated Cell.

The Incorporated Cell has issued 2 management shares.

(b) Participating redeemable shares

The Incorporated Cell's capital is represented by participating redeemable shares with no par value each carrying one vote, no matter which share class. Each share class carries identical rights, the only difference between the classes being either the management fee or the distribution partner fee which is charged to each class. These fees are disclosed in note 14.

The participating redeemable shares are redeemable at the holder's option and are classified as financial liabilities. Participating redeemable shares can be put back to the Incorporated Cell at any time for cash equal to a proportionate share of the Incorporated Cell's net asset value. The participating redeemable share is carried at the redemption amount that is payable at the Statement of Financial Position date if the holder exercises the right to put the share back to the Incorporated Cell.

Momentum Global Managed Fund IC Limited

Annual Report and Audited Financial Statements for the year ended 30 June 2023

Notes to the Financial Statements

2. Summary of significant accounting policies (continued)

2.9 Share capital (continued)

(b) Participating redeemable shares (continued)

All participating redeemable shares will rank equally for all dividends and other distributions, as adjusted to reflect any differences in the fees to which each class of participating redeemable share is subject. They are entitled to payment of a proportionate share based on the Cell's net asset value per share on the redemption date. The Cell has no restrictions or specific capital requirements on the subscriptions and redemptions of shares. The relevant movements are shown on the Statement of Changes in Net Assets Attributable to Holders of Participating Redeemable Shares. In accordance with the Cell's investment objectives, and its risk management policies, the Cell endeavours to invest the subscriptions received in appropriate investments while maintaining sufficient liquidity to meet redemptions, such liquidity being augmented by short-term borrowings or disposal of listed securities where necessary.

To determine the net asset value of the Cell for subscriptions and redemptions, investments have been valued based on the last traded market prices as of the close of business on the relevant trading day.

2.10 Increase/(decrease) in net assets attributable to holders of participating redeemable shares from operations

Income not distributed is included in Net Assets Attributable to Holders of Participating Redeemable Shares of the Incorporated Cell's financial statements.

2.11 Capital risk management

The fair value of the Cell's financial assets and financial liabilities approximate to its carrying amounts at the reporting date. For the purposes of this disclosure, shares are considered to be capital.

The Incorporated Cell's objective when managing capital is to safeguard its ability to continue as a going concern in order to provide returns for shareholders. There are no externally imposed capital requirements on the Incorporated Cell. The Incorporated Cell has no intention to borrow, other than to fund short-term liquidity requirements. The Incorporated Cell may arrange an overdraft facility for such purposes.

2.12 Interest and dividend income

Dividend income is recognised when the right to receive payment is established. All deposit interest and other income is accounted for on an accruals basis.

2.13 Expenses

Expenses are accounted for on an accruals basis and all amounts have been allocated to the Statement of Comprehensive Income.

2.14 Custodian bank charges

Custodian bank charges include additional fees on top of the asking price of the security. The bid-asking spread is not disclosed as part of a custodian bank charge. This spread is included in the Statement of Comprehensive Income within the fair value net gain or loss.

2.15 Taxation

The Cell has been granted Exempt Status under the terms of The Income Tax (Exempt Bodies) (Guernsey) Ordinance, 1989 to income tax in Guernsey. Its liability is an annual fee of £1,200 (2022: £1,200).

The Cell incurs withholding taxes imposed by certain countries on investment income and capital gains. Such income or gains are recorded gross of withholding taxes in the Statement of Comprehensive Income. Withholding taxes are shown as a separate item in the Statement of Comprehensive Income.

Momentum Global Managed Fund IC Limited

Annual Report and Audited Financial Statements for the year ended 30 June 2023

Notes to the Financial Statements

2. Financial risk management

3.1 Strategy in using financial instruments

The Cell's activities and investment objectives expose it to a variety of financial risks: market risk (which is made up of price risk, interest rate risk and currency risk), credit risk and liquidity risk (including cash flow risk). The Cell's overall risk management programme seeks to maximise the return derived for the level of risk to which the Cell is exposed and focuses on the unpredictability of financial markets and seeks to minimise potential adverse effects on the Cell's financial performance. The following policies and procedures to mitigate risk have been in place throughout the year.

The Cell's policy allows it to use derivative financial instruments to both moderate and create certain risk exposure. The fair value of derivative financial instruments as at 30 June 2023 is disclosed under note 8 of these financial statements.

3.2 Market price risk

Market price risk is the risk that the fair value of future cash flows will fluctuate because of changes in market prices, other than those arising from currency or interest rate risk. The Cell is subject to market price risk as it trades primarily in Collective Investment Schemes. Through its investment in traded securities and instruments the Cell is subject to market movements in the equity and bond markets.

All investments present a risk of loss of capital. The Investment Manager moderates this risk through a careful selection of securities and other financial instruments within specified limits. The maximum risk resulting from financial instruments is determined by the fair value of the financial instruments. The Cell's overall market positions are monitored by the Investment Manager and are reviewed by the Board of Directors.

The Cell's market price risk is managed through diversification of the investment portfolio by exposures to varying product categories, hence concentration of risk is minimised. At the year end, the financial assets at fair value through profit or loss, which are subject to market price risk, are as follows:

	2023		2022	
	Fair Value	% of net	Fair Value	% of net
	USD	assets	USD	assets
Government Bonds	8,586,121	7.86	6,338,071	5.86
Collective Investments Schemes	92,788,274	84.89	90,316,536	83.46
Property and Infrastructure Investment Trusts and ETFs	7,982,823	7.30	10,981,361	10.15
	109,357,218	100.05	107,635,968	99.47

The Cell's market price risk is affected by three main components: changes in actual market prices, interest rate and foreign currency movements. Interest rate and foreign currency exchange movements are covered in notes 3.3 and 3.5 respectively. If the market indexes increased or decreased by 10% with all other variables held constant, the increase or decrease respectively in net assets attributable to holders of participating redeemable shares would amount to:

As at 30 June	2023	2022
	Change in fair value	Change in fair value
	USD	USD
Government Bonds	858,612	633,807
Collective Investments Schemes	9,278,827	9,031,654
Property and Infrastructure Investment Trusts and ETFs	798,282	1,098,136
	10,935,721	10,763,597

Momentum Global Managed Fund IC Limited

Annual Report and Audited Financial Statements for the year ended 30 June 2023

Notes to the Financial Statements

3. Financial risk management (continued)

3.3 Interest rate risk

The Cell's interest-bearing financial assets and liabilities expose it to risks associated with the effects of fluctuations in the prevailing levels of market interest rates on its financial position and cash flows.

The majority of the Cell's financial assets and liabilities are non-interest bearing. As a result, the Cell is not subject to significant amounts of risk due to fluctuations in the prevailing levels of market interest rates. Any excess cash and cash equivalents are invested at short-term market interest rates.

The table below summarises the Cell's exposure to interest rate risks. It includes the Cell's assets and trading liabilities at fair values, all of which have contractual re-pricing or maturity dates within one month.

As at 30 June	2023 USD	2022 USD
Net financial assets on which no interest is paid	99,597,697	101,828,096
Net floating rate financial assets	1,119,978	39,072
Net fixed rate financial assets	8,586,121	6,338,071

Should interest rates have increased/decreased by 50 basis points with all other variables remaining constant, the increase/decrease in the net assets attributable to participating redeemable shares would amount to approximately:

As at 30 June	2023 USD	2022 USD
Movement in net floating rate financial assets	5,600	195
Movement in net fixed rate financial assets	42,931	31,690

3.4 Cash flow risk

The Cell holds a significant amount of cash and cash equivalents that expose the Cell to cash flow interest rate risk. The risk exposure here is deemed minimal.

3.5 Currency risk

Currency risk is the risk that the fair value of future cash flows will fluctuate as a result of changes in foreign currency exchange rates. The Cell holds assets, including investments, denominated in currencies other than their functional currency, US Dollars, and therefore it is exposed to currency risk. The exposures are based on the currencies of the underlying assets in the Cell. Where the Cell invests via Collective Investment Funds, the funds are treated as a single asset with its currency of exposure being assumed to be its reporting currency.

The table below summarises the Cell's exposure to currency risks.

As at 30 June	2023 USD	2022 USD
Net GBP exposure	15,943,618	17,032,814
Net EUR exposure	92,449	(52,322)
Net JPY exposure	(278,685)	(367,608)
Net ZAR exposure	(183,463)	365

Momentum Global Managed Fund IC Limited

Annual Report and Audited Financial Statements for the year ended 30 June 2023

Notes to the Financial Statements

3. Financial risk management (continued)

3.5 Currency risk

In accordance with the Cell's policy, the Investment Manager monitors the Cell's currency position on a regular basis, and the Board of Directors reviews it periodically. The Cell has the ability to enter into forward foreign exchange contracts in an attempt to mitigate any significant currency risk. Such contracts are used on a regular basis. The contracts which are outstanding at the year end are disclosed in note 8.

Should the Cell's functional currency have strengthened, or weakened, by 5% against other currencies to which it is exposed and all other variables, including the price of all investments, had held constant, the net asset attributable to participating redeemable shareholders would have increased, or decreased, as follows:

As at 30 June	2023 USD	2022 USD
Net GBP exposure	797,181	851,641
Net EUR exposure	4,622	(2,616)
Net JPY exposure	(13,934)	(18,380)
Net ZAR exposure	(9,173)	18

3.6 Credit risk

Credit risk is the risk that one party to a financial instrument will cause a financial loss for the other party by failing to discharge an obligation.

There is a risk that an investee company may be unable to satisfy a valid redemption request made by the Cell. The Directors consider that the Investment Manager mitigates this risk by way of its investment process, as described in note 3.2. No such redemption problems have been encountered.

All transactions in listed securities are settled/paid for upon delivery using approved brokers. Delivery of securities sold is only made once the broker has received payment. Payment is made on a purchase once the securities have been received by the broker. Given the relatively short settlement period, and the high credit quality of the brokers used, the risk here is considered to be minimal.

The Cell manages its exposure to credit risk associated with its cash deposits by selecting Northern Trust (Guernsey) Limited as the counterparty to hold all cash deposits for the Cell. The Northern Trust Company is a wholly owned subsidiary of the Northern Trust Corporation. The credit rating for Northern Trust Corporation from Standard and Poor's is A+. The credit rating from Moody's is A2.

The Government bonds held in the Cell's portfolios are Aaa and Aa2 rated by Moody's.

The Cell's maximum exposure to credit risk is the carrying value of the assets on its Statement of Financial Position.

3.7 Liquidity risk

Liquidity risk is the risk that the Cell will encounter difficulty in meeting obligations associated with its financial liabilities. The main liquidity risk is the risk that the Cell may be unable to recover funds invested through the usual redemption processes which may result in the Cell having insufficient funds to settle a transaction on the due date. Due to the nature of the Cell, the majority of investments held are in marketable securities that are readily tradeable and have reported no warnings regarding their ability to process redemptions as normal.

The Cell has the ability to borrow to meet short term liquidity requirements, however, to date the Cell has not entered into such arrangements.

Momentum Global Managed Fund IC Limited

Annual Report and Audited Financial Statements for the year ended 30 June 2023

Notes to the Financial Statements

3. Financial risk management (continued)

3.7 Liquidity risk

The table below analyses the Cell's financial assets and liabilities into relevant maturity groupings based on the remaining period at the Statement of Financial Position date to the contractual maturity date. The amounts in the table are the contractual undiscounted cash flows. Balances due within 12 months equal their carrying balances, as the impact of discounting is not significant.

			2023	2022
	Less than 1 month USD	Between 1 and 12 months USD	Total USD	Total USD
Financial assets at fair value through profit or loss	109,357,218	-	109,357,218	107,635,968
Cash and cash equivalents	1,119,978	-	1,119,978	39,072
Due on issue of participating redeemable shares	25,381	-	25,381	-
Securities sold receivable	850,508	-	850,508	995,849
Dividend receivable	24,652	-	24,652	11,725
Interest income receivable	18,654	-	18,654	11,291
Deposit income receivable	1,286	-	1,286	-
Other receivables	795	-	795	721
Due on redemption of participating redeemable shares	(523,701)	-	(523,701)	(1,929)
Securities purchased payable	(1,100,000)	-	(1,100,000)	(3,807)
Fair value of derivative financial instruments	(8,539)	(390,712)	(399,251)	(405,925)
Other payables	(71,724)	-	(71,724)	(77,726)
Net assets attributable to holders of participating redeemable	(109,303,796)	-	(109,303,796)	(108,205,239)
Net liquidity position	390,712	(390,712)	-	-

Participating redeemable shares are redeemed on demand at the holder's option. However, the Board of Directors does not envisage that the contractual maturity disclosed in the table above will be representative of the actual cash flows, as holders of these instruments typically retain them for the medium to long term.

3.8 Management of capital

The Board, with the assistance of the Investment Manager, manages the capital of the Cell in accordance with the investment objectives and policies. The Cell's overall strategy remains unchanged.

The Cell has no externally imposed capital requirements.

3.9 Fair value disclosure

In the opinion of the Directors, there are no material differences between the net asset values of the underlying assets and fair values of the financial assets and liabilities.

4. Critical accounting estimates and judgements

The fair value of investments is considered to be the quoted, active market prices, or prices as supplied by the fund administrators of the Cell's underlying investments.

Management makes estimates and assumptions concerning the future. The resulting accounting estimates will, by definition, seldom equal the related actual results. The estimates and assumptions that have a significant risk of causing a material adjustment to the carrying amounts of assets and liabilities are outlined below.

Momentum Global Managed Fund IC Limited

Annual Report and Audited Financial Statements for the year ended 30 June 2023

Notes to the Financial Statements

4. Critical accounting estimates and judgements (continued)

The fair value of investments in investee funds that are not quoted in an active market is determined primarily by reference to the latest available redemption price of such units for each investee fund, as determined by the administrator of such investee fund. The Investment Manager may make adjustments to the reported net asset value of various investee funds based on considerations such as:

- the liquidity of the investee fund or its underlying investments;
- the value date of the net asset value provided;
- any restrictions on redemptions; and
- the basis of accounting and, in instances where the basis of accounting is other than fair value, fair valuation information provided by the investee fund's advisors.

The prices are reviewed by the Investment Manager on a periodic basis. The Cell does not hold any Level 3 investments.

5. Portfolio analysis

The Cell's portfolio is organised by focusing on the type of security held, and then secondarily by geographical analysis based on the location of the investment.

The Cell operates using the main sector types disclosed in note 3.2 and the following main geographical areas:

	2023	2022
	<u>USD</u>	<u>USD</u>
Asia	10,131,668	10,757,889
Cayman Islands	45,416,348	44,077,862
Channel Islands	3,887,401	4,439,546
Emerging Markets	2,587,157	3,526,720
Europe	12,216,886	5,349,427
Ireland	15,468,291	22,227,628
Japan	4,938,327	4,749,519
United Kingdom	4,371,941	4,533,491
United States of America	10,339,199	7,973,886
	109,357,218	107,635,968

The geographical segment for listed non-monetary financial assets is considered to be the place of primary listing and for non-listed financial assets where the underlying investment is domiciled.

6. Financial assets at fair value through profit or loss

	2023	2022
	<u>USD</u>	<u>USD</u>
Financial assets at fair value through profit or loss:		
Government Bonds	8,586,121	6,338,071
Options	-	-
Collective Investment Schemes	92,788,274	90,316,536
Property and Infrastructure Investment Trusts and ETFs	7,982,823	10,981,361
Total financial assets at fair value through profit or loss	109,357,218	107,635,968

Momentum Global Managed Fund IC Limited

Annual Report and Audited Financial Statements for the year ended 30 June 2023

Notes to the Financial Statements

6. Financial assets at fair value through profit or loss (continued)

Movement on financial assets at fair value through profit or loss

Fair value of financial assets at the beginning of the year	107,635,968	133,888,054
Purchases of financial assets	21,522,583	43,844,354
Sales of financial assets	(26,890,444)	(50,908,771)
Realised (losses)/gains on sale of financial assets	(254,769)	2,035,750
Movement in unrealised gains/(losses) on revaluation of financial assets	7,343,880	(21,223,419)
Fair value of financial assets at the end of the year	109,357,218	107,635,968

Comprising:

Cost at the end of the year	104,370,544	109,993,174
Unrealised gains/(losses) at the end of the year	4,986,674	(2,357,206)
	109,357,218	107,635,968

IFRS 13 requires the Cell to classify fair value hierarchy that reflects the significance of the inputs used in making the measurements. The hierarchy has the following levels:

- Level 1 – quoted prices (unadjusted) in active markets for identical assets or liabilities that the entity can access at the measurement date;
- Level 2 – inputs other than quoted prices included within Level 1 that are observable for the asset or liability, either directly (i.e. as prices) or indirectly (i.e. derived from prices); and
- Level 3 – inputs for the asset or liability that are not based on observable market data (unobservable inputs).

The level in the fair value hierarchy, within which the fair value measurement is categorised in its entirety, is determined on the basis of the lowest level input that is significant to the fair value measurement in its entirety. For this purpose, the significance of an input is assessed against the fair value measurement in its entirety. If a fair value measurement uses observable inputs that require significant adjustment based on unobservable inputs, that measurement is a Level 3 measurement. Assessing the significance of a particular input to the fair value measurement in its entirety requires judgement, considering factors specific to the asset or liability.

The determination of what constitutes 'observable' requires significant judgement by the Board. The Board considers observable market data that is readily available, readily distributed or updated, reliable and verifiable, not proprietary and provided by independent sources that are actively involved in the relevant market.

The investments classified as Level 1 consist of financial assets that are actively traded with fair values readily available from recognised exchanges. The Level 1 hierarchy may also include investments in funds that are priced by the underlying administrator where the Cell considers it to be the most advantageous market and would enter into transactions based on those prices.

The investments classified as Level 2 are investments in funds that are actively traded and priced less frequently than monthly but not greater than quarterly for which fair values are obtained from the underlying administrator or fund manager.

The investments classified as Level 3 are investments that are illiquid investments and investments that are traded but priced less frequently than quarterly.

Momentum Global Managed Fund IC Limited

Annual Report and Audited Financial Statements for the year ended 30 June 2023

Notes to the Financial Statements

6. Financial assets at fair value through profit or loss (continued)

The following table presents the Cell's financial assets and financial liabilities measured at fair value by level within the valuation hierarchy as of 30 June 2023 and 30 June 2022:

30 June 2023

	Level 1	Level 2	Level 3	Total
	USD	USD	USD	USD
Financial assets at fair value through profit or loss				
Government Bonds	8,586,121	-	-	8,586,121
Collective Investment Schemes	92,788,274	-	-	92,788,274
Property and Infrastructure Investment Trusts and ETFs	7,982,823	-	-	7,982,823
	109,357,218	-	-	109,357,218
Financial liabilities at fair value through profit or loss				
Derivative financial instruments	-	(399,251)	-	(399,251)
	-	(399,251)	-	(399,251)

30 June 2022

	Level 1	Level 2	Level 3	Total
	USD	USD	USD	USD
Financial assets at fair value through profit or loss				
Government Bonds	6,338,071	-	-	6,338,071
Collective Investment Schemes	90,316,536	-	-	90,316,536
Property and Infrastructure Investment Trusts and ETFs	10,981,361	-	-	10,981,361
	107,635,968	-	-	107,635,968
Financial liabilities at fair value through profit or loss				
Derivative financial instruments	-	(405,925)	-	(405,925)
	-	(405,925)	-	(405,925)

There were no movements or reclassifications of investments within the levels of the fair value hierarchy during the years ended 30 June 2023 and 30 June 2022.

The Cell's cash and cash equivalents and short-term receivables and payables are recorded at carrying value which approximates fair value.

7. Cash and cash equivalents

For the purposes of the Statement of Cash Flows, cash and cash equivalents comprise the following balances with original maturity of less than 90 days:

	2023	2022
	USD	USD
Cash at bank	1,119,978	39,072
	1,119,978	39,072

Momentum Global Managed Fund IC Limited

Annual Report and Audited Financial Statements for the year ended 30 June 2023

Notes to the Financial Statements

8. Fair value of derivative financial instruments

Forward foreign exchange contracts designated as at fair value through profit or loss:

30 June 2023	Amount	Maturity Date	Contracted rate	Closing rate	Contract value	Market value	Financial liabilities
	<u>EUR/GBP/YEN</u>				<u>USD</u>	<u>USD</u>	<u>USD</u>
Outstanding contract to buy EUR	7,100,000	10/08/2023	0.905641	0.91659	7,839,750	7,746,101	(93,649)
Outstanding contract to sell GBP	(2,672,241)	10/08/2023	0.787642	0.78657	(3,392,709)	(3,397,354)	(4,645)
Outstanding contract to sell GBP	(3,500,000)	10/08/2023	0.788896	0.78657	(4,436,583)	(4,449,725)	(13,142)
Outstanding contract to sell GBP	(665,000)	05/07/2023	0.790789	0.78657	(840,932)	(845,448)	(4,516)
Outstanding contract to buy YEN	450,000,000	10/08/2023	132.637359	144.53500	3,392,709	3,113,433	(279,276)
Outstanding contract to buy ZAR	3,363,680	05/07/2023	18.473805	18.89125	182,078	178,055	(4,023)
							(399,251)
30 June 2022	Amount	Maturity Date	Contracted rate	Closing rate	Contract value	Market value	Financial (liabilities)/assets
	<u>ZAR/EUR</u>				<u>USD</u>	<u>USD</u>	<u>USD</u>
Outstanding contract to buy EUR	8,600,000	24/08/2022	0.932258	0.9565	9,224,910	8,990,871	(234,038)
Outstanding contract to sell GBP	(4,566,070)	24/08/2022	0.795259	0.8234	(5,741,615)	(5,545,264)	196,352
Outstanding contract to buy YEN	730,000,000	24/08/2022	127.141928	135.8550	5,741,615	5,373,376	(368,239)
							(405,925)

In accordance with the Cell's investment objectives, the Cell may enter into forward foreign exchange contracts to hedge foreign currency movements they may be exposed to through its investment portfolio. As there is no assurance that these hedges will be effective in achieving the offsetting of changes in cash flows attributable to currency risk on these investments, it is the policy of the Cell not to apply hedge accounting.

For foreign exchange contracts, the Cell pays a specified amount in one currency and receives a specified amount in another currency. Foreign exchange contracts are simultaneously settled gross and are presented on the Statement of Financial Position at their fair value.

9. Other receivables

	<u>2023</u> <u>USD</u>	<u>2022</u> <u>USD</u>
Prepayments	795	721
Management shares receivable	2	2
	<u>797</u>	<u>723</u>

Momentum Global Managed Fund IC Limited

Annual Report and Audited Financial Statements for the year ended 30 June 2023

Notes to the Financial Statements

10. Other payables

	2023 USD	2022 USD
Management fee payable	20,300	20,721
Custodian fee payable	6,988	7,612
Investment Management fee payable	30,160	30,741
Distribution Partner's fee payable	441	1,595
Audit fee payable	9,748	8,659
Sundry expenses payable	4,087	4,010
Management fee rebate payable	-	4,388
	71,724	77,726

11. Share capital

The Cell has an authorised share capital of 100 management shares of USD1.00 each and an unlimited number of no par value participating redeemable shares.

	2023 USD	2022 USD
Management shares in issue		
Management shares	2	2

	Year ended 30 June 2023	Year ended 30 June 2022
Participating Redeemable Shares in Issue - Class A		
Balance at the beginning of the year	11,059,169	9,280,858
Issue of participating redeemable shares	2,132,745	2,384,382
Redemption of participating redeemable shares	(2,200,839)	(606,071)
Balance at the end of the year	10,991,075	11,059,169

	Year ended 30 June 2023	Year ended 30 June 2022
Participating Redeemable Shares in Issue - Class B		
Balance at the beginning of the year	25,889,829	26,024,485
Issue of participating redeemable shares	100,029	1,728,451
Redemption of participating redeemable shares	(2,647,690)	(1,863,107)
Balance at the end of the year	23,342,168	25,889,829

	Year ended 30 June 2023	Year ended 30 June 2022
Participating Redeemable Shares in Issue - Class C		
Balance at the beginning of the year	7,673,292	8,944,501
Issue of participating redeemable shares	310,824	135,202
Redemption of participating redeemable shares	(899,294)	(1,406,411)
Balance at the end of the year	7,084,822	7,673,292

	Year ended 30 June 2023	Year ended 30 June 2022
Participating Redeemable Shares in Issue - Class D		
Balance at the beginning of the year	-	-
Issue of participating redeemable shares	2,473,211	-
Redemption of participating redeemable shares	(55,335)	-
Balance at the end of the year	2,417,876	-

Momentum Global Managed Fund IC Limited

Annual Report and Audited Financial Statements for the year ended 30 June 2023

Notes to the Financial Statements

12. Net asset value per participating redeemable share

	NAV per share	Net assets attributable	Shares in issue	NAV per share	Net assets attributable	Shares in issue
As at 30 June	2023	2023	2023	2022	2022	2022
	<u>USD</u>	<u>USD</u>		<u>USD</u>	<u>USD</u>	
Class A	1.80	19,823,136	10,991,075	1.71	18,863,902	11,059,169
Class B	1.79	41,828,527	23,342,168	1.68	43,404,518	25,889,829
Class C	6.35	44,959,792	7,084,822	5.99	45,936,819	7,673,292
Class D	1.11	2,692,341	2,417,876	-	-	-
Total		<u>109,303,796</u>	<u>43,835,941</u>		<u>108,205,239</u>	<u>44,622,290</u>

13. Dividends payable to participating redeemable shareholders

No dividends were paid during the year (2022: Nil) and the Board does not intend to pay any dividends. All available income will be reinvested.

14. Related-party transactions

Parties are considered to be related if one party has the ability to control the other party or exercise significant influence over the other party in making financial or operational decisions.

14.1 Management and Administration fee

The Cell is managed by Momentum Wealth International Limited (the "Manager"), a management company incorporated in Guernsey, providing management services to the Cell under the terms of the management agreement in place.

The Manager is entitled to receive a Management and Administration fee, chargeable at a rate of 0.30% of the NAV of Class A shares per annum and 0.21% of the NAV of Class B, Class C and Class D shares per annum, which will accrue at each valuation point, based on the current valuation of the Cell, payable monthly in arrears and is subject to a minimum fee of USD22,000, per annum, or currency equivalent.

The Administrator is entitled to such remuneration as agreed between the Manager and the Administrator from time to time and such remuneration is paid by the Manager out of the Management and Administration fee received from the Cell.

Management and Administration fee charged during the year and accrued at year end:

	2023	2022
	<u>USD</u>	<u>USD</u>
Charged during the year	243,834	288,324
Accrued at year end	20,300	20,721

Management fee rebate received during the year and accrued at year end:

	2023	2022
	<u>USD</u>	<u>USD</u>
Received during the year	4,387	11,026
Accrued at year end	-	4,388

Momentum Global Managed Fund IC Limited

Annual Report and Audited Financial Statements for the year ended 30 June 2023

Notes to the Financial Statements

14. Related-party transactions (continued)

14.2 Investment Management fee

The Manager has appointed an Investment Manager, Momentum Global Investment Management Limited, a UK registered company, to manage the investment portfolio of the Cell. The Investment Manager is entitled to receive a fee of 0.50% of the NAV of Class A shares per annum and 0.30% of the NAV of Class B, Class C and Class D shares per annum (the "Investment Management fee"). The Investment Management fee will accrue as at each Valuation Point, based on the current valuation of the Cell and is payable monthly in arrears.

	2023	2022
	USD	USD
Charged during the year	361,603	426,501
Accrued at year end	30,160	30,741

14.3 Custodian fee

The Cell has engaged the services of Northern Trust (Guernsey) Limited (the "Custodian"), to provide custodian services. The Custodian is entitled to receive a fee chargeable on a sliding scale in respect of all Share Classes, as follows, subject to a minimum of USD8,000 per annum.

<u>Fee % of NAV per annum</u>	<u>Cell NAV</u>
0.04%	Up to USD70m
0.03%	From USD70m to USD140m
0.02%	Over USD140m

Custodian fee charged during the year and accrued at year end:

	2023	2022
	USD	USD
Charged during the year	36,806	52,115
Accrued at year end	6,988	7,612

14.4 Distribution Partner's fee

The Cell has appointed the Manager, Momentum Wealth International Limited (in respect of Class A, Class B and Class C shares) and Momentum Consult (Pty) Limited (in respect of Class D shares). Until the issue of Class D shares, the Distribution Partner was entitled to receive a fee of up to 0.10% of the NAV of Class A shares per annum (the "Distribution Partner's fee") which accrued as at each Valuation Point, based on the current valuation of the Cell and was payable monthly in arrears. Prior to issue of Class D shares, no Distribution Partner fee was accrued and charged in respect of the Class B, Class C and Class D shares. Upon issue of Class D shares during the year, the Distribution Partner is entitled to receive a fee of up to 0.20% of the NAV of Class D shares per annum (the "Distribution Partner's fee") and will accrue as at each Valuation Point, based on the current valuation of the Cell and will be payable monthly in arrears. No Distribution Partner fee has been accrued and charged in respect of the Class A, Class B and Class C shares. The Distribution Partner is entitled to be paid any expenses and disbursements reasonably incurred in performance of its duties.

Distribution Partner fee charged during the year and accrued at year end:

	2023	2022
	USD	USD
Charged during the year	(3,718)	20,453
Accrued at year end	441	1,595

Momentum Global Managed Fund IC Limited

Annual Report and Audited Financial Statements for the year ended 30 June 2023

Notes to the Financial Statements

14. Related-party transactions (continued)

14.5 Board of Directors' remuneration

The Directors' fees in respect of the Cell shall not exceed USD20,000 (or currency equivalent) in any twelve month period. In addition, the Directors shall be entitled to be repaid for all reasonable out of pocket expenses properly incurred by them in the performance of their duties to the Cell. Such fees and expenses shall be paid out of the assets of the Cell alone and not from the Cellular assets of other Cells of the Company or assets of the Company itself.

The Directors waived their right to a fee in 2023 (2022: Nil).

15. Ultimate controlling party

In the opinion of the Directors, on the basis of the shareholdings advised to them, the Cell has no ultimate controlling party.

16. Reconciliation of published valuation to financial statements

	2023 USD	2022 USD
Net assets attributable to holders of participating redeemable shares per financial statements	109,303,796	108,205,239
Adjustments:		
Adjustment in value of assets at financial assets at fair value through profit or	(542,517)	486,980
Adjustment in value of derivative financial instruments	27,835	40,876
Redemption of participating redeemable shares	345,646	-
Loss on sale of assets at financial assets at fair value through profit or loss	26	-
Adjustment to accrue for rebranding of financial statements	-	441
Dividend income adjustment	-	(3,808)
Net assets attributable to holders of participating redeemable shares per published valuation	<u>109,134,786</u>	<u>108,729,728</u>
NAV per Class A share per published valuation	<u>1.80</u>	<u>1.71</u>
NAV per Class B share per published valuation	<u>1.77</u>	<u>1.68</u>
NAV per Class C share per published valuation	<u>6.34</u>	<u>6.02</u>
NAV per Class D share per published valuation	<u>1.11</u>	<u>-</u>
NAV per Class A share per financial statements	<u>1.80</u>	<u>1.71</u>
NAV per Class B share per financial statements	<u>1.79</u>	<u>1.68</u>
NAV per Class C share per financial statements	<u>6.35</u>	<u>5.99</u>
NAV per Class D share per financial statements	<u>1.11</u>	<u>-</u>

17. Subsequent events

These financial statements were approved for issuance by the Board on 6 October 2023. Subsequent events have been evaluated until this date.

No significant events have occurred in respect of the Cell that are considered material to the understanding of these audited financial statements.