

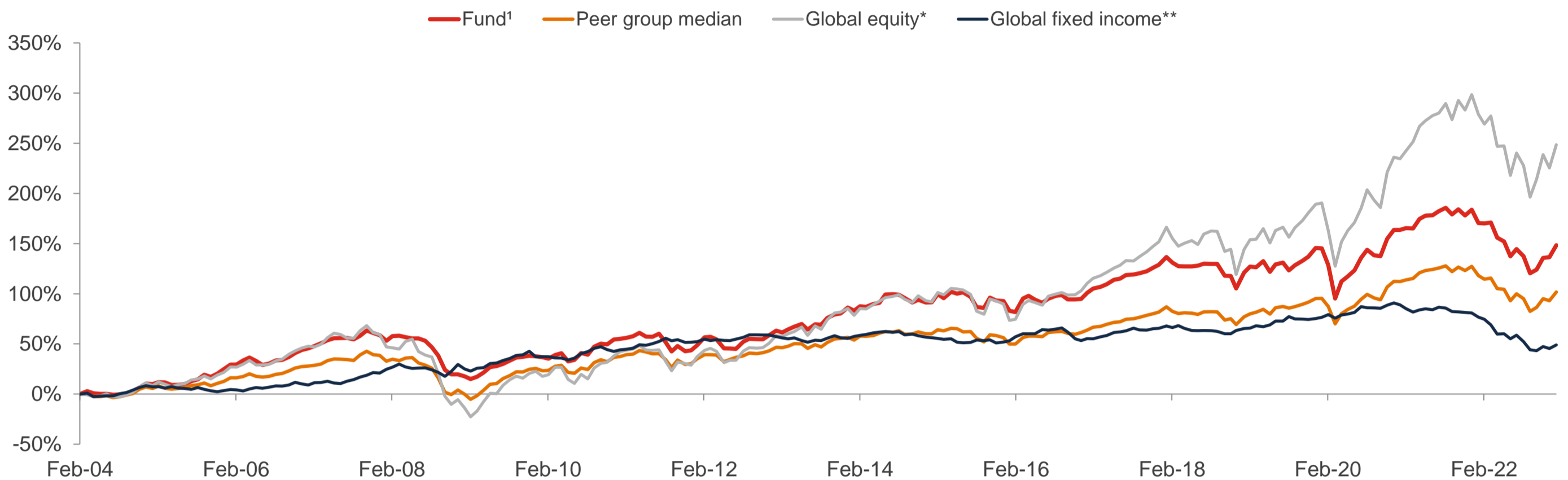
# Fintax International Balanced Fund

Month ended 31 January 2023

## Investment objective

The investment objective of the Fund is to achieve a balance of capital appreciation and capital preservation. The portfolio will retain a good level of diversification and will invest directly, or indirectly, into a wide range of asset classes that include cash, bonds, equities, alternative strategies, commodities and property. The investment of the Fund is not constrained to an asset allocation benchmark and will be actively managed to reduce risk.

## Cumulative returns



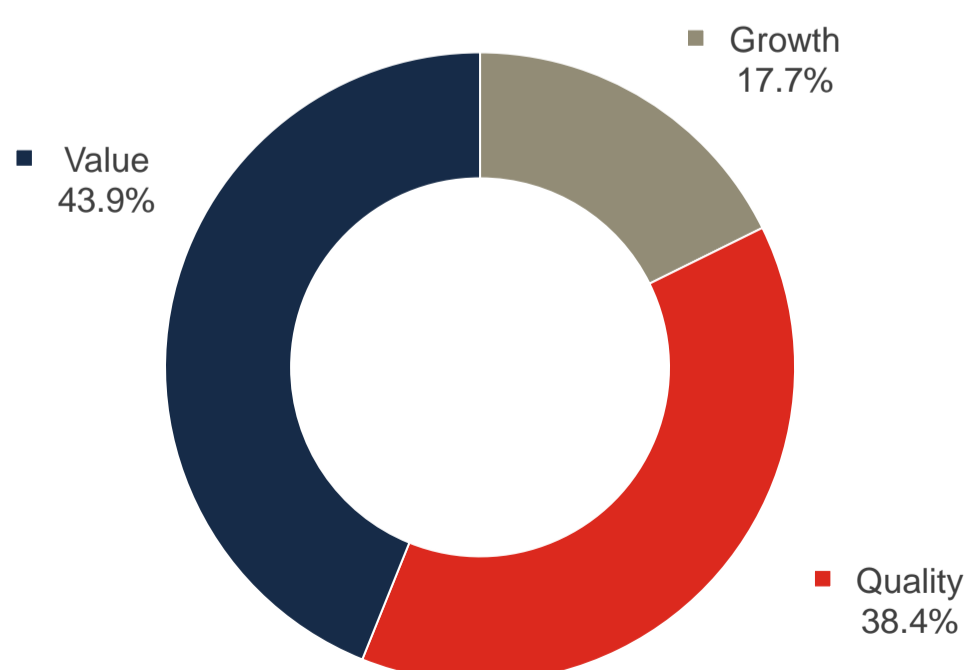
Source: Morningstar, Lipper Hindsight, Momentum Global Investment Management, Northern Trust International Fund Administration Services (Guernsey) Limited. Peer group median: Morningstar USD Moderate Allocation. Returns expressed in US dollar terms. Past performance is not indicative of future returns.

## Investment statistics (since 28 February 2004)<sup>1</sup>

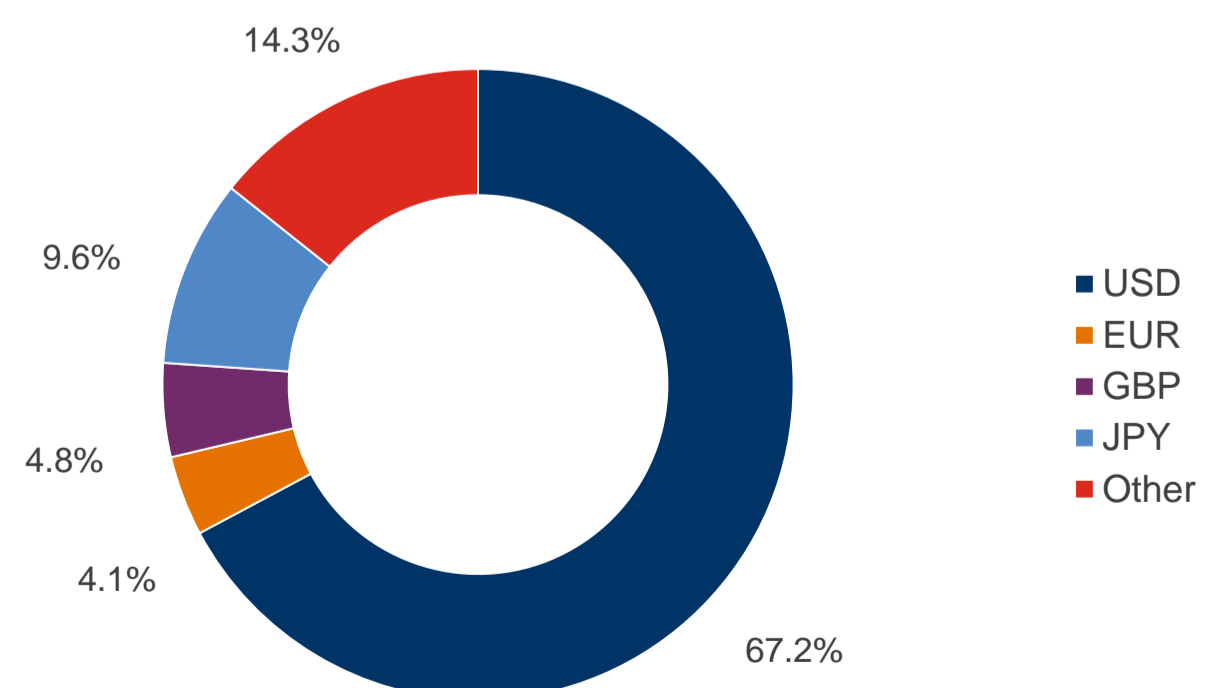
	Fund	Global equity*	Global fixed income**
Current month return	5.0%	7.2%	2.4%
Year to date return	5.0%	7.2%	2.4%
12 month return	-8.2%	-8.0%	-15.8%
36 month return (annualised)	0.4%	6.3%	-5.5%
60 month return (annualised)	1.0%	5.5%	-2.4%
Annualised return (since Feb 2004) <sup>1</sup>	4.9%	6.8%	2.1%
Annualised volatility	10.3%	15.8%	5.6%
Positive months	61.7%	62.1%	55.5%
Maximum monthly loss	-14.5%	-19.0%	-5.5%
Maximum drawdown	-29.6%	-54.0%	-25.0%

Source: Morningstar, Lipper Hindsight, Momentum Global Investment Management, Northern Trust International Fund Administration Services (Guernsey) Limited. Returns expressed in US dollar terms. Past performance is not indicative of future returns.

## Equity style allocation



## Currency allocation



Source: Momentum Global Investment Management, Northern Trust International Fund Administration Services (Guernsey) Limited.

<sup>1</sup> Performance prior to the launch of the Fund in October 2007, relates to the performance of the strategy as a Fintax unitised portfolio adhering to the same investment objective, and subject to the same research process and strategy as those currently in place. The fund performance is calculated on a total return basis, net of all fees and expressed in US dollar terms.

\* Global equity refers to the MSCI World index prior to 01.04.12 and the MSCI AC World index thereon.

\*\* Global fixed income refers to the FTSE WorldBIG index prior to 01.07.18 and the ICE BofA Global Broad Market index thereon. On 01.11.22, the ICE BofA Global Broad Market index was replaced with the ICE BofA Global Broad Market (USD hedged) index to reduce currency risk.

## Fintax International Balanced Fund

### Holdings

Equity	44.7%
Morgan Stanley Global Sustain	9.3%
Veritas Global Focus	7.1%
Artisan Global Value	6.9%
Sands Capital Global Growth	3.9%
Lyrical US Value Equity	3.4%
Alma Hotchkis & Wiley Global Value Equity	3.2%
Morant Wright Fuji Yield	2.1%
Jennison Global Equity Opportunities	2.0%
Dimensional Emerging Markets Value	1.8%
Prusik Asian Equity Income	1.5%
Schroder UK Recovery	1.3%
Sands Capital Emerging Markets Growth	0.9%
Hereford Bin Yuan Greater China	0.6%
Chrysalis Investments	0.4%
Schroder UK Public Private Trust	0.3%
Fixed income	30.3%
US Treasury Bonds	5.7%
US TIPS	4.8%
Muzinich Enhanced Yield Short-Term (USD hedged)	3.4%
iShares Emerging Markets Government Bond Index	3.2%
Aviva Global Convertibles	3.1%
GSAM Access China Government Bond	3.0%
Artemis Short-Dated Global High Yield Bond	3.0%
TwentyFour Income	2.0%
Sequoia Economic Infrastructure Income	1.3%
Ashmore Emerging Markets Asian High Yield Debt	0.8%
Real assets	8.2%
Maple-Brown Abbott Global Infrastructure	2.9%
iShares Developed Markets Property Yield	1.6%
Ediston Property Investment Company	1.5%
Industrials REIT	1.1%
Gore Street Energy Storage	0.6%
Digital 9 Infrastructure	0.5%
Alternatives	3.0%
Neuberger Berman Uncorrelated Strategies	3.0%
Commodities	4.8%
iShares Physical Gold ETC	4.0%
iShares Physical Silver ETC	0.8%
Cash & money market	9.0%
BlackRock US Dollar Ultra Short Bond	8.5%
Cash	0.5%

### Top 10 equity holdings

Holding	Weight
Alphabet Inc A	1.1%
Microsoft Corporation	1.0%
Visa Inc A	0.9%
BAE Systems plc	0.8%
Becton Dickinson and Company	0.7%
Thermo Fisher Scientific Inc	0.6%
SAP SE	0.6%
VINCI SA	0.6%
Amazon.com Inc	0.5%
Canadian Pacific Railway Limited	0.5%

### Strategy allocation<sup>2</sup>

Equity	44.7%
Global equity	32.4%
Emerging market equity	4.8%
US equity	3.4%
Japan equity	2.1%
UK equity	1.3%
Private equity	0.7%
Fixed income	30.3%
Government bonds	8.7%
Inflation-linked bonds	4.8%
Emerging market debt	4.0%
Crossover credit	3.4%
Convertible bonds	3.1%
High yield credit	3.0%
Asset backed securities	2.0%
Loans	1.3%
Real assets	8.2%
Listed property	4.2%
Listed infrastructure	4.0%
Alternatives	3.0%
Alternatives	3.0%
Commodities	4.8%
Precious metals	4.8%
Cash & money market	9.0%
Money market	8.5%
Cash	0.5%

Source: Momentum Global Investment Management, FactSet, Northern Trust International Fund Administration Services (Guernsey) Limited.

### Fund details<sup>3</sup>

Investment manager:	Momentum Global Investment Management	Distribution partner:	Fintax Consulting Group (Pty) Ltd
Currency:	USD (unhedged)	Investment timeframe:	3 - 5 years
Shares:	participating redeemable preference	Dealing frequency:	daily
Subscription fee:	0% of NAV	Minimum subscription:	USD 7,500
Minimum subsequent investment:	USD 500	Dividend policy:	none paid
Fees:	please refer to the Fund Supplement and scheme particulars		
Subscriptions/redemptions:	to be received 1 business day prior to each dealing day (before 12 noon Guernsey time). Redemption settlement within 5 business days.		

### Contact details

Contact:	Anabel Mackie
Telephone:	+27 (0) 11 880 7180
Email:	anabel@fintaxgroup.com

<sup>2</sup> Strategy allocation figures reflect the classification of the collective investment schemes (or similar schemes) held by the Fund and do not look through to the underlying holdings of such schemes.

<sup>3</sup> Please refer to the fund supplement and scheme particulars for a detailed description of fees and fund facts.

## Fintax International Balanced Fund

### ■ Risk warnings and important notes

---

Investment in the Fund may not be suitable for all investors and financial advice should be sought before proceeding with an investment. Past performance is not indicative of future returns and there can be no assurance that the performance of the Fund will achieve its stated objective. All performance is calculated on a total returns basis, net of all fees and commissions and in US dollar terms.

Collective investments are generally medium to long term investments and are traded at ruling prices. The value of the Fund and any income arising from it are not guaranteed and may fall, as well as rise, due to the value of its holdings, the income derived from them, and changes in interest rates. The Fund will hold shares or units in underlying funds which invest internationally, which will be exposed to exchange rate fluctuations, and may erode any potential gains.

Higher risk investments, such as small companies (even in developed markets), emerging markets, single country debt, equity funds, high yield and sub-investment grade debt may be more prone to sudden and larger falls in value in comparison to other investments. Unregulated funds may permit a greater degree of leverage than is permitted with regulated funds that are available to the general public in South Africa, which increases volatility and the risk of larger losses should the fund's value decrease.

The Fund may contain shares or units in underlying funds that do not permit dealing every day. It is not possible to immediately assess the proper market price of these investments, as they will only be realisable on their dealing days.

A fund of fund collective investment scheme only invests in other collective investments, which levy their own charges. The fees charged within the Fund and by the managers of the underlying funds are not guaranteed and are subject to change thereby impacting the Fund's performance. Commissions and incentives may be paid and, if so, would be included in the overall costs. Deductions of charges and expenses mean that you may not get back the amount you invested.

Momentum Mutual Fund ICC Limited is an incorporated cell company governed by the provisions of the Companies (Guernsey) Law 2008 as amended. Prior to its incorporation as an incorporated cell company on 19 January 2007, it was registered as a protected cell company on 20 February 2006. It is authorised as a Class B Collective Investment Scheme by the Guernsey Financial Services Commission under the Protection of Investors (Bailiwick of Guernsey) Law 2020. In giving this authorisation the Guernsey Financial Services Commission do not vouch for the financial soundness of Momentum Mutual Fund ICC Limited or for the correctness of any of the statements made or opinions expressed with regard to it.

Fintax International Balanced Fund IC Limited is a registered incorporated cell of the Momentum Mutual Fund ICC Limited, with registered number 47770.

Momentum Wealth International Limited is the Fund Manager, licensed by the Guernsey Financial Services Commission, with its registered office at La Plaiderie House, La Plaiderie, St Peter Port, Guernsey, GY1 1WF. Momentum Wealth International Limited is an authorised Financial Services Provider pursuant to the Financial Advisory and Intermediary Services Act No. 37 of 2002 in South Africa.

Momentum Global Investment Management Limited (MGIM) is the appointed Investment Manager of the fund and is authorised and regulated by the UK Financial Conduct Authority, with its registered address at The Rex Building, 62 Queen Street, London EC4R 1EB. MGIM is exempt from the requirements of section 7(1) of the Financial Advisory and Intermediary Services Act 37 of 2002 (FAIS) in South Africa, in terms of the FSCA FAIS Notice 141 of 2021 (published 15 December 2021). For complaints relating to MGIM's financial services, please contact [DistributionServices@momentum.co.uk](mailto:DistributionServices@momentum.co.uk).

Northern Trust International Fund Administration Services (Guernsey) Limited is the Fund Administrator, licensed by the Guernsey Financial Services Commission, with its registered office at Trafalgar Court, Les Banques, St Peter Port, Guernsey, GY1 3QL.

This document should be read in conjunction with the Prospectus of Momentum Mutual Fund ICC Limited and the Fund Supplement, in which all the current fees and expenses charged to the Fund are disclosed. For a detailed description of such fees and expenses, please refer to these Scheme Particulars which are available upon request from Momentum Wealth International Limited, La Plaiderie House, La Plaiderie, St Peter Port, Guernsey, GY1 1WF.

Whilst all care has been taken by the Investment Manager in the preparation of the information contained in this document, neither the Investment Manager nor Fund Manager make any representations or give any warranties as to the correctness, accuracy or completeness of the information, nor assume liability or responsibility for any losses arising from errors or omissions in the information.

This report should not be construed as an investment advertisement, or investment advice or guidance or proposal or recommendation in any form whatsoever, whether relating to the Fund or its underlying investments. It is for information purposes only and has been prepared and is made available for the benefit of the investors in the Fund and clients of the Distribution Partner. This document may not be circulated or copied where it may constitute an infringement of any local laws or regulations. This Report is for the sole use of the intended recipient and may not be reproduced or circulated without the prior written approval of the Fund Manager.